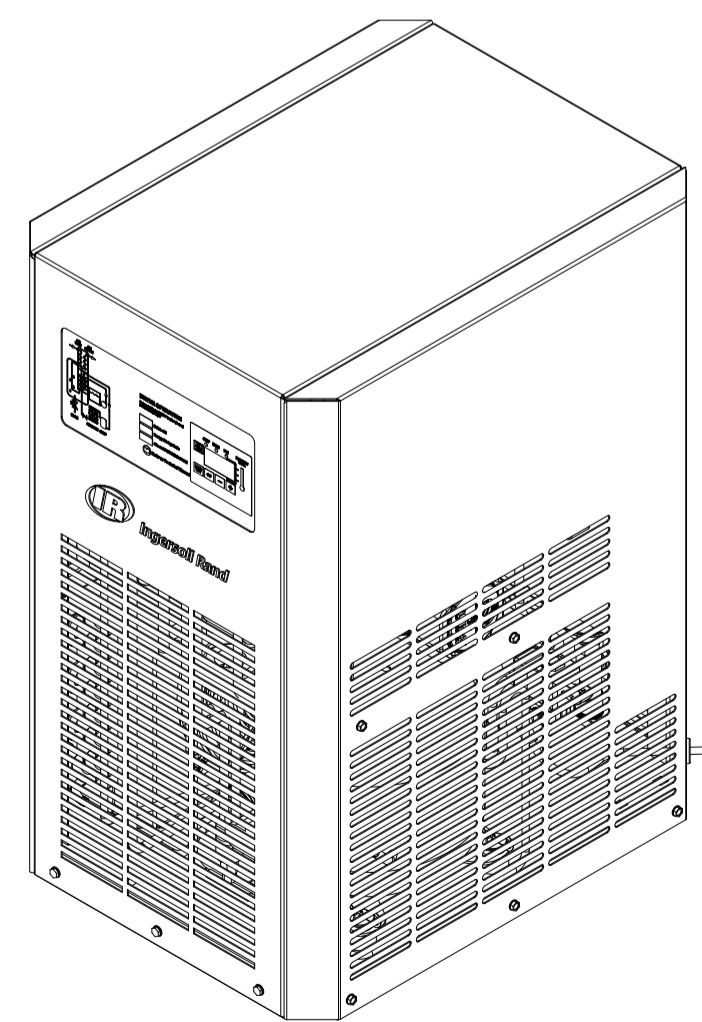
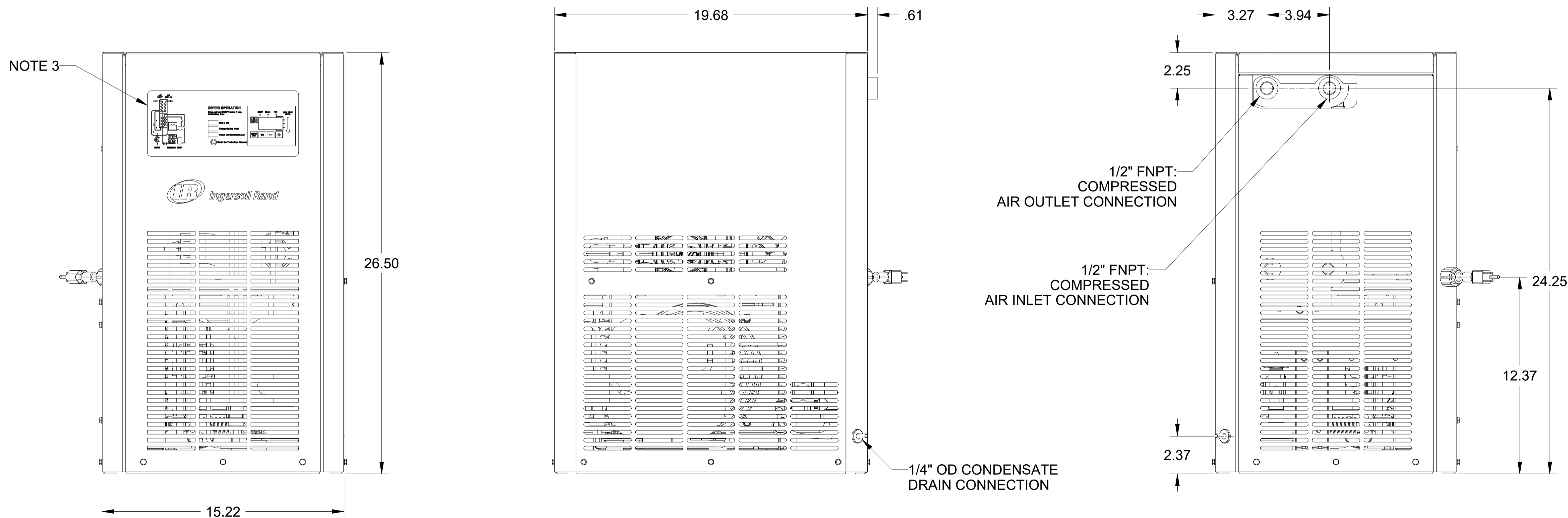
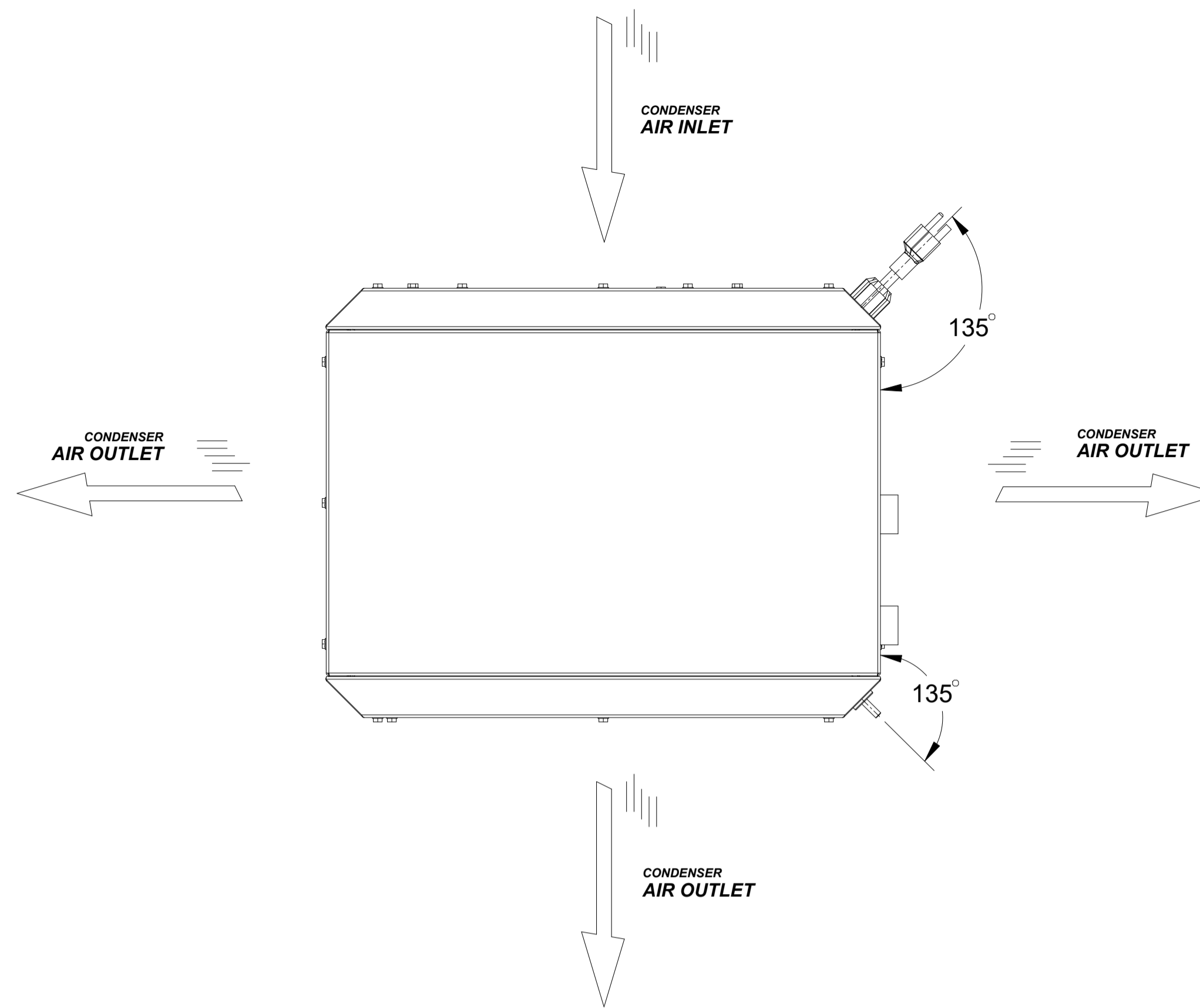


REVISIONS			DATE	DRAWN	APPROVED
ZONE	REV	ECN	DESCRIPTION		
	A	1505072	ORIGINAL RELEASE	2024APR24	B.BASAVARAJ P.NICK
	B	1529070	OVRLAY OMI CNTRLR MODIFIED	2025JAN07	B.BASAVARAJ P.NICK

NOTES:

- PLEASE REFER TO TECHNICAL MANUAL AND ENGINEERING DATA SHEET FOR TECHNICAL DETAIL, INSTALLATION DETAIL, AND OPERATION INFORMATION.
- UNIT INSTALLATION MUST BE ON FLAT SURFACE.
- REFER TO MANUAL FOR CONTROLLER INFORMATION.
- FULL LENGTH OF DRAIN HOSE NOT SHOWN FOR CLARITY.



SCALE 0.15

THIS VIEW IS SHOWN FOR REFERENCE ONLY

STANDARD TOLERANCES

ALL DIMENSIONS ARE IN INCHES [MILLIMETERS (IF SHOWN)]

UNSPECIFIED TOLERANCES:

ONE PLACE : (X) = ± .060
TWO PLACE : (XX) = ± .030
THREE PLACE : (XXX) = ± .010
ANGLES : (X) = ± 1°

Ingersoll-Rand Industrial Solutions

WARNING: THE EXPORT OR REEXPORT OF THIS DRAWING OR A PRODUCT PRODUCED BY THIS DRAWING IS SUBJECT TO U.S. EXPORT ADMINISTRATION REGULATIONS & OTHER APPLICABLE GOVERNMENT RESTRICTIONS OR REGULATIONS.

COMPANY: **Ingersoll Rand**

PROPRIETARY NOTICE: THIS DRAWING CONTAINS CONFIDENTIAL AND TRADE SECRET INFORMATION. IS THE PROPERTY OF THE COMPANY., AND IS GIVEN TO THE RECEIVER IN CONFIDENCE. THE RECEIVER BY RECEPTION AND RETENTION OF THE DRAWING ACCEPTS THE DRAWING IN CONFIDENCE AND AGREES THAT, EXCEPT AS AUTHORIZED IN WRITING BY THE COMPANY, IT WILL (1) NOT USE THE DRAWING OR ANY COPY THEREOF OR THE CONFIDENTIAL OR TRADE SECRET INFORMATION THEREIN; (2) NOT COPY THE DRAWING; (3) NOT DISCLOSE TO OTHERS EITHER THE DRAWING OR THE CONFIDENTIAL OR TRADE SECRET INFORMATION THEREIN; AND (4) UPON COMPLETION OF THE NEED TO RETAIN THE DRAWING, OR UPON DEMAND, RETURN THE DRAWING, ALL COPIES THEREOF, AND ALL MATERIAL COPIED THEREFROM.

DO NOT SCALE DRAWING
DRAWING CONFORMS TO ASME Y14.5M - 1994

CAD GENERATED DRAWING.
NO MANUAL REVISIONS ALLOWED

UNLESS OTHERWISE SPECIFIED:
- REMOVE ALL BURRS AND SHARP CORNERS
- WELD SYMBOLS TO BE IN ACCORDANCE WITH ANSI/AWS A2.4

COPYRIGHT © 2025
ALL RIGHTS RESERVED
Ingersoll Rand

THIRD ANGLE PROJECTION

DRAWN	B.BASAVARAJ	DATE	2024APR24
CHECKED	P.NICK	DATE	2024APR24
APPROVED	P.NICK	DATE	2024APR24

DRAWING TYPE: GENERAL ARRANGEMENTS
NOMENCLATURE: -

IR Ingersoll Rand

GA DB17-59EC, 115/1/60 & 230/1/60

NAME	GA DB17-59EC, 115/1/60 & 230/1/60		
SIZE	A1	ESTIMATED WEIGHT (NO UNLESS OTHERWISE SPECIFIED)	PART NO. 47844906 001
SCALE	0.20	MODEL	REVISION B
SHEET		1 of 1	