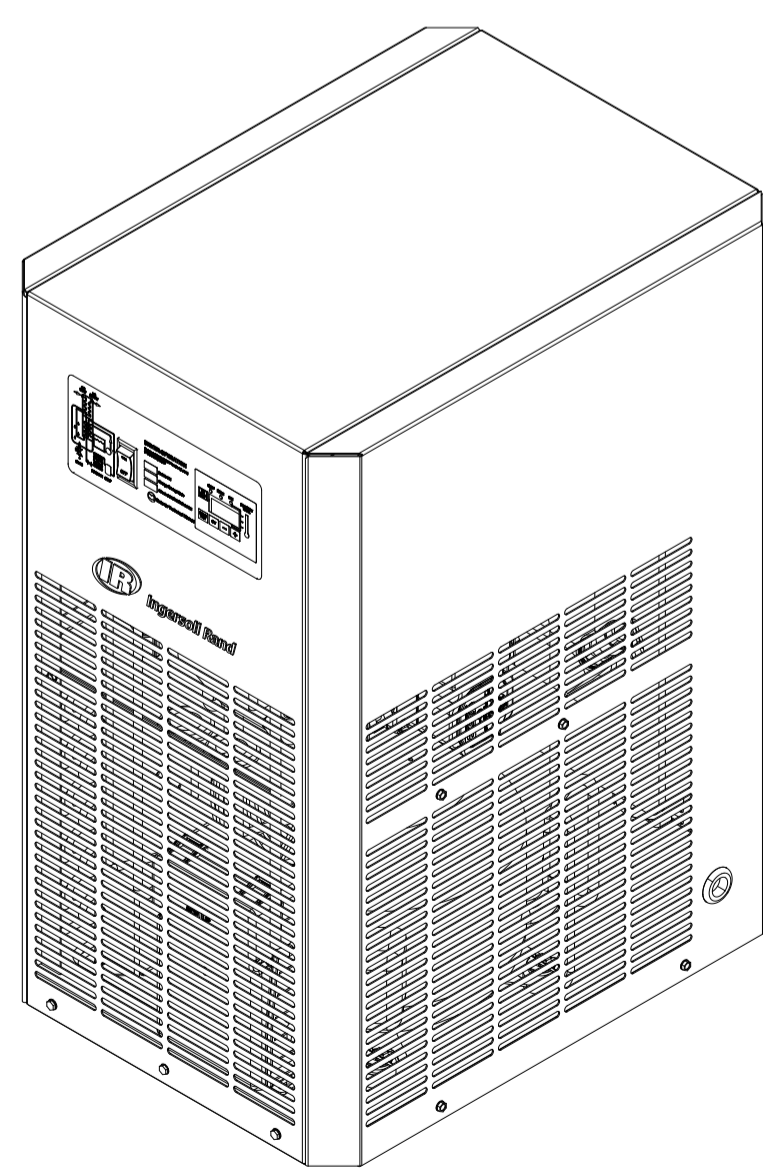
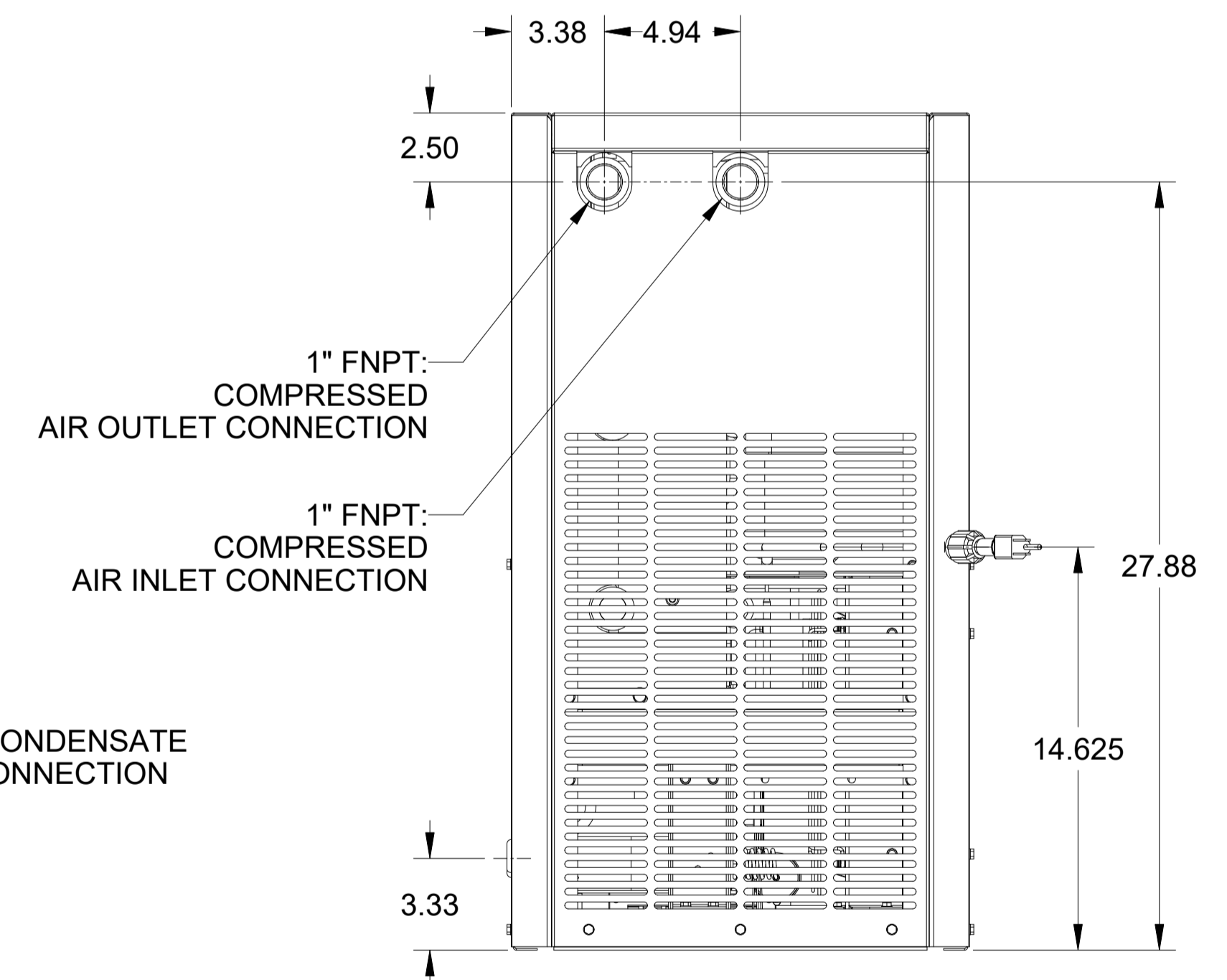
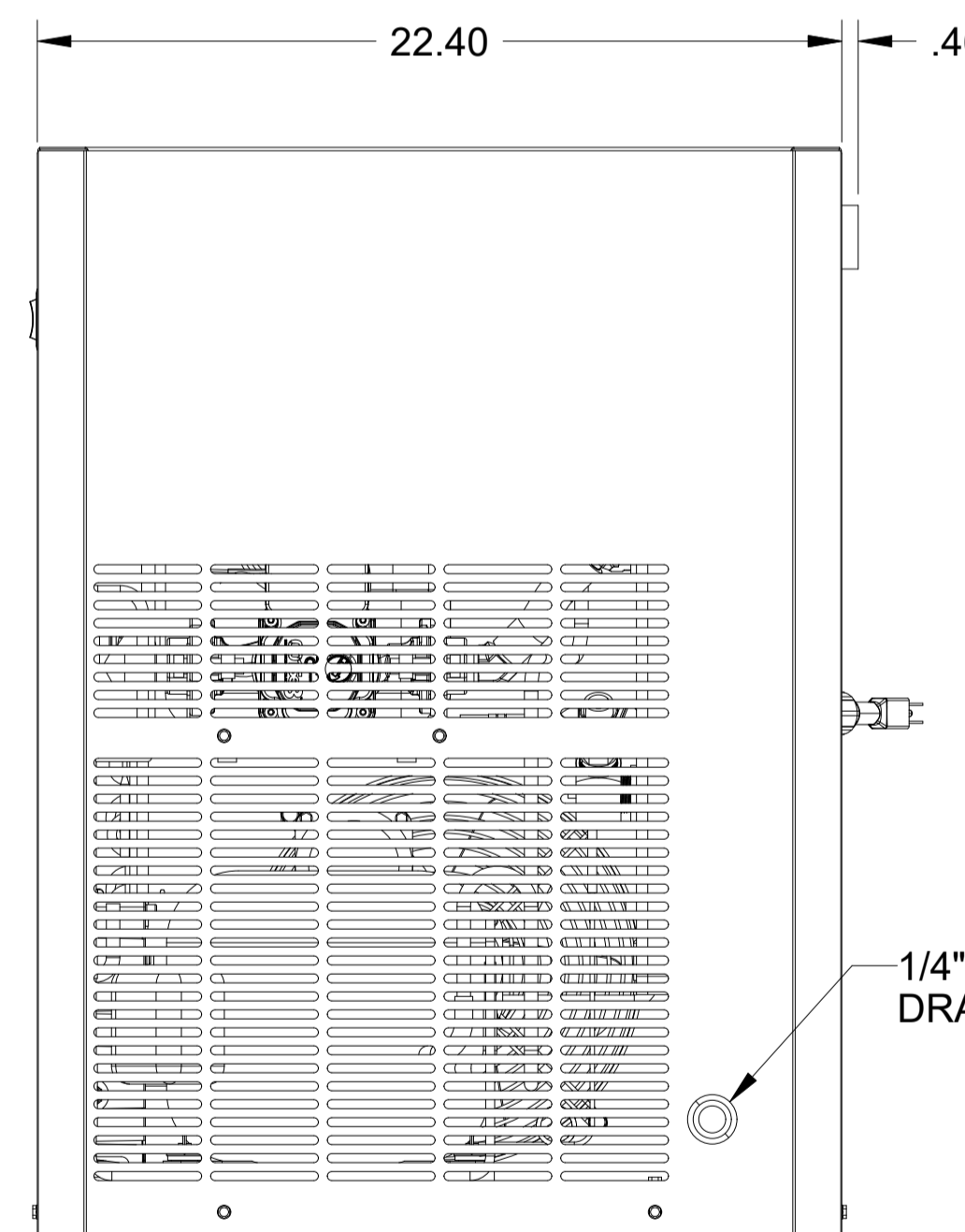
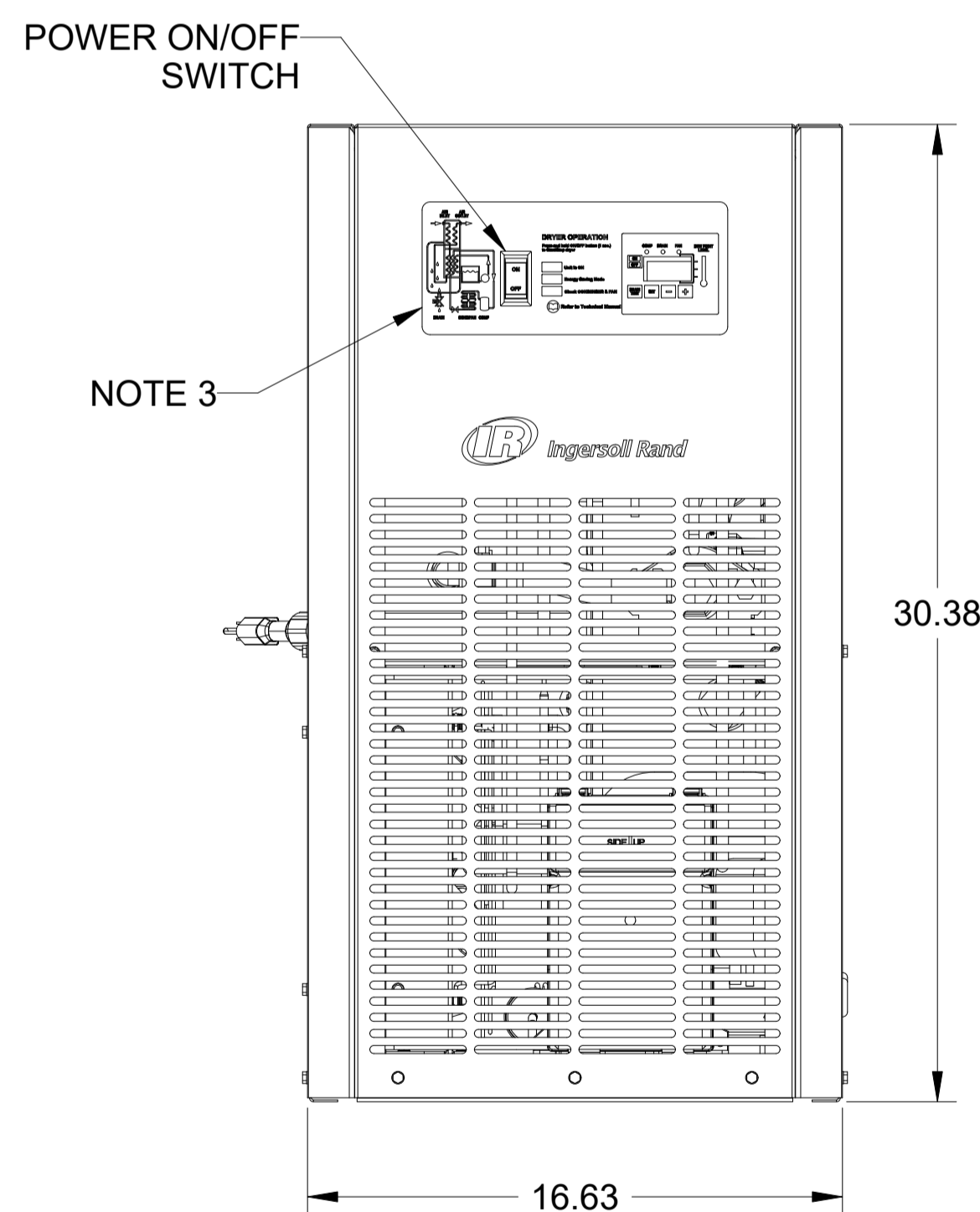
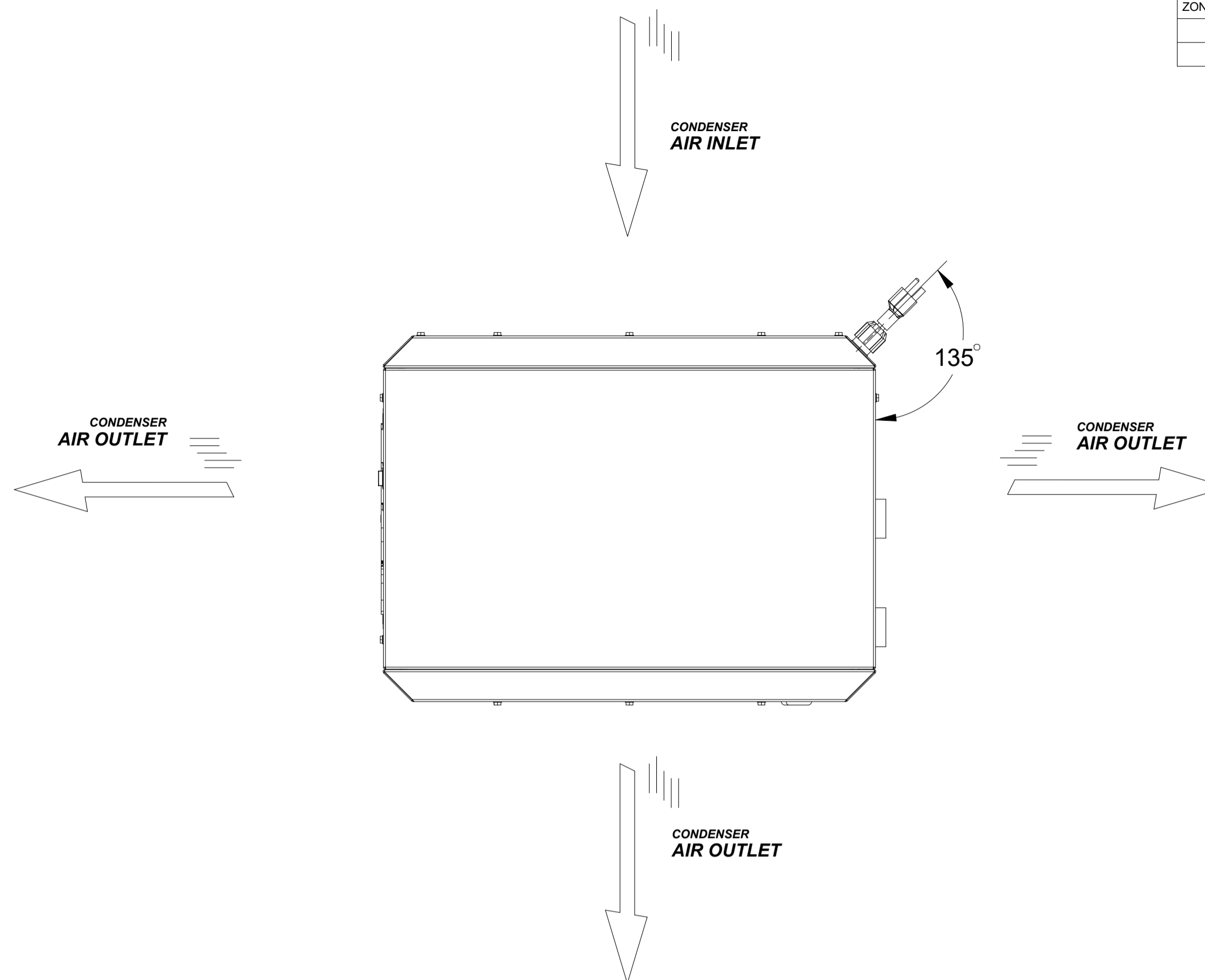


| REVISIONS | | | DATE | DRAWN | APPROVED |
|-----------|-----|---------|----------------------------|-----------|-------------|
| ZONE | REV | ECN | DESCRIPTION | | |
| | A | 1505072 | ORIGINAL RELEASE | 2024APR24 | B.BASAVARAJ |
| | B | 1529070 | OVRLAY OMI CNTRLR MODIFIED | 2025JAN07 | B.BASAVARAJ |
| | | | | | P.NICK |

NOTES:

- PLEASE REFER TO TECHNICAL MANUAL AND ENGINEERING DATA SHEET FOR TECHNICAL DETAIL, INSTALLATION DETAIL, AND OPERATION INFORMATION.
- UNIT INSTALLATION MUST BE ON FLAT SURFACE.
- REFER TO MANUAL FOR CONTROLLER INFORMATION.
- FULL LENGTH OF DRAIN HOSE NOT SHOWN FOR CLARITY.



SCALE 0.15

THIS VIEW IS SHOWN FOR REFERENCE ONLY

STANDARD TOLERANCES

| | |
|---|--------|
| ALL DIMENSIONS ARE IN INCHES [MILLIMETERS (IF SHOWN)] | |
| UNSPECIFIED TOLERANCES: | |
| ONE PLACE : (.X) | ± .060 |
| TWO PLACE : (.XX) | ± .030 |
| THREE PLACE : (.XXX) | ± .010 |
| ANGLES : (.X) | ± 1° |

Ingersoll-Rand Industrial Solutions

WARNING: THE EXPORT OR REEXPORT OF THIS DRAWING OR A PRODUCT PRODUCED BY THIS DRAWING IS SUBJECT TO U.S. EXPORT ADMINISTRATION REGULATIONS & OTHER APPLICABLE GOVERNMENT RESTRICTIONS OR REGULATIONS.

Ingersoll Rand

PROPRIETARY NOTICE: THIS DRAWING CONTAINS CONFIDENTIAL AND TRADE SECRET INFORMATION. IS THE PROPERTY OF THE COMPANY., AND IS GIVEN TO THE RECEIVER IN CONFIDENCE. THE RECEIVER BY RECEPTION AND RETENTION OF THE DRAWING ACCEPTS THE DRAWING IN CONFIDENCE AND AGREES THAT, EXCEPT AS AUTHORIZED IN WRITING BY THE COMPANY, IT WILL (1) NOT USE THE DRAWING OR ANY COPY THEREOF OR THE CONFIDENTIAL OR TRADE SECRET INFORMATION THEREIN; (2) NOT COPY THE DRAWING; (3) NOT DISCLOSE TO OTHERS EITHER THE DRAWING OR THE CONFIDENTIAL OR TRADE SECRET INFORMATION THEREIN; AND (4) UPON COMPLETION OF THE NEED TO RETAIN THE DRAWING, OR UPON DEMAND, RETURN THE DRAWING, ALL COPIES THEREOF, AND ALL MATERIAL COPIED THEREFROM.

DO NOT SCALE DRAWING
DRAWING CONFORMS TO ASME Y14.5M - 1994

CAD GENERATED DRAWING.
NO MANUAL REVISIONS ALLOWED

UNLESS OTHERWISE SPECIFIED:
- REMOVE ALL BURRS AND SHARP CORNERS
- WELD SYMBOLS TO BE IN ACCORDANCE WITH ANSI/AWS A2.4

COPYRIGHT © 2025
ALL RIGHTS RESERVED
Ingersoll Rand

| | |
|------------------------|-----------|
| THIRD ANGLE PROJECTION | |
| DRAWN | DATE |
| B.BASAVARAJ | 2024APR24 |
| CHECKED | DATE |
| P.NICK | 2024APR24 |
| APPROVED | DATE |
| P.NICK | 2024APR24 |
| DRAWING TYPE | |
| GENERAL ARRANGEMENTS | |
| NOMENCLATURE | |

IR Ingersoll Rand.

GA DB127-212EC, 115/1/60 & 230/1/60

| | | | | |
|-------|-----------|--|---------------------|----------|
| NAME | SIZE | ESTIMATED WEIGHT (KG UNLESS OTHERWISE SPECIFIED) | PART NO. | REVISION |
| | A1 | | 47844908 001 | B |
| SCALE | 0.20 | MODEL | 75-125 SCFM - HSK | SHEET |
| | | | | 1 of 1 |