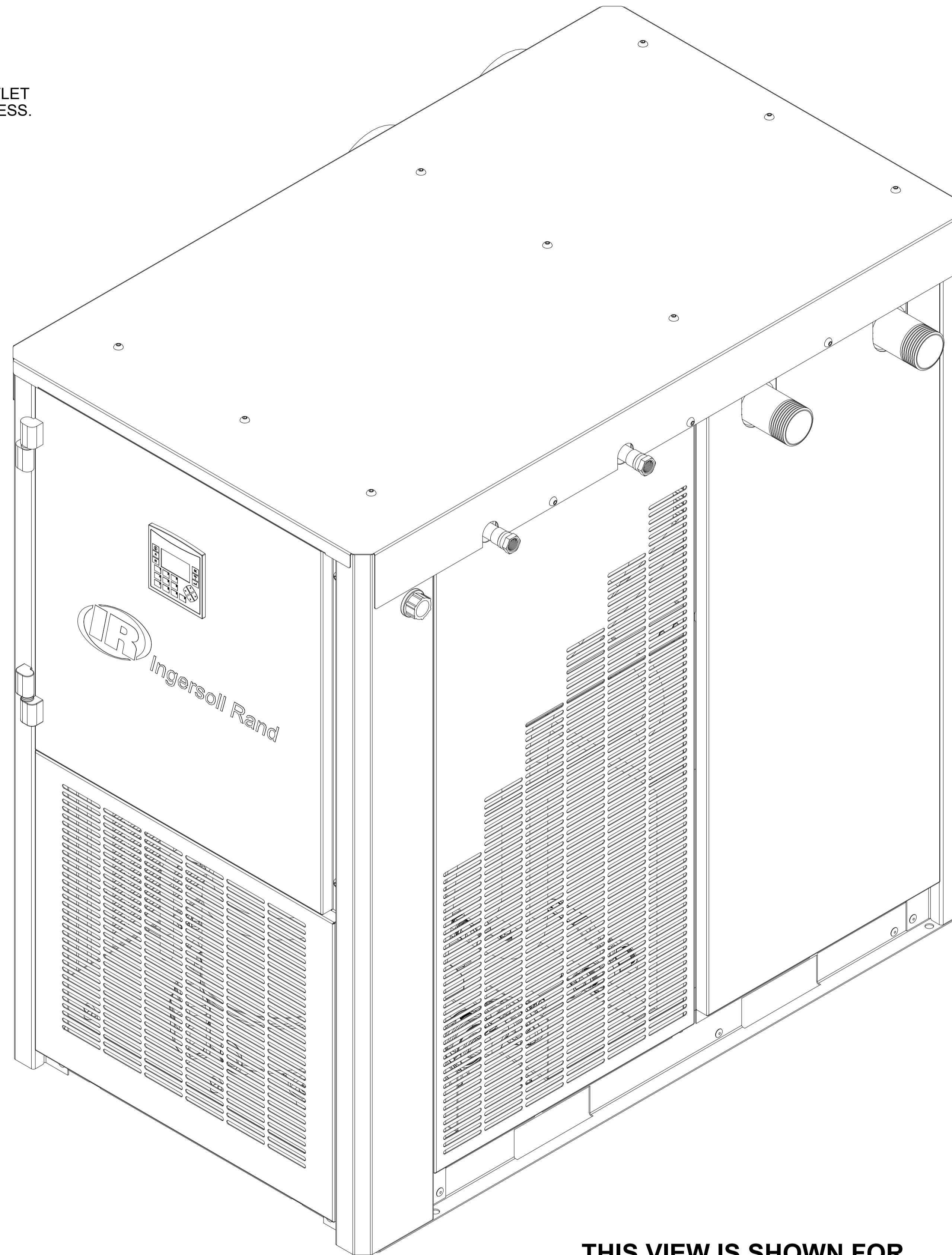


REVISIONS			DATE	DRAWN	APPROVED
ZONE	REV	ECN	DESCRIPTION		
	A	1490265	ORIGINAL RELEASE	2025JAN30	B.BASAVARAJ P.NICK

NOTES:

- PLEASE REFER TO TECHNICAL MANUAL AND ENGINEERING DATA SHEET FOR TECHNICAL DETAIL, INSTALLATION DETAIL, AND OPERATION INFORMATION.
- UNIT INSTALLATION MUST BE ON FLAT SURFACE.
- REFER TO MANUAL FOR CONTROLLER INFORMATION.
- FIELD INSTALLED CONNECTIONS TO THE WATER COOLED CONDENSER INLET & OUTLET CONNECTIONS MUST BE PROPERLY SUPPORTED DURING THE INSTALLATION PROCESS.



THIS VIEW IS SHOWN FOR REFERENCE ONLY

STANDARD TOLERANCES	
ALL DIMENSIONS ARE IN INCHES [MILLIMETERS (IF SHOWN)]	
UNSPECIFIED TOLERANCES:	
TWO PLACE : (.XX)	= ± .25
ANGLES : (.X)	= ± 2.5°
Ingersoll-Rand Industrial Solutions	

WARNING: THE EXPORT OR REEXPORT OF THIS DRAWING OR A PRODUCT PRODUCED BY THIS DRAWING IS SUBJECT TO U.S. EXPORT ADMINISTRATION REGULATIONS & OTHER APPLICABLE GOVERNMENT RESTRICTIONS OR REGULATIONS.
Company: Ingersoll Rand
PROPRIETARY NOTICE: THIS DRAWING CONTAINS CONFIDENTIAL AND TRADE SECRET INFORMATION. IS THE PROPERTY OF THE COMPANY., AND IS GIVEN TO THE RECEIVER IN CONFIDENCE. THE RECEIVER BY RECEPTION AND RETENTION OF THE DRAWING ACCEPTS THE DRAWING IN CONFIDENCE AND AGREES THAT, EXCEPT AS AUTHORIZED IN WRITING BY THE COMPANY, IT WILL (1) NOT USE THE DRAWING OR ANY COPY THEREOF OR THE CONFIDENTIAL OR TRADE SECRET INFORMATION THEREIN; (2) NOT COPY THE DRAWING; (3) NOT DISCLOSE TO OTHERS EITHER THE DRAWING OR THE CONFIDENTIAL OR TRADE SECRET INFORMATION THEREIN; AND (4) UPON COMPLETION OF THE NEED TO RETAIN THE DRAWING, OR UPON DEMAND, RETURN THE DRAWING, ALL COPIES THEREOF, AND ALL MATERIAL COPIED THEREFROM.

DO NOT SCALE DRAWING
DRAWING CONFORMS TO ASME Y14.5M - 1994
CAD GENERATED DRAWING. NO MANUAL REVISIONS ALLOWED
 UNLESS OTHERWISE SPECIFIED:
 - REMOVE ALL BURRS AND SHARP CORNERS
 - WELD SYMBOLS TO BE IN ACCORDANCE WITH ANSI/AWS A2.4
 COPYRIGHT © 2025
 ALL RIGHTS RESERVED
 Ingersoll Rand

THIRD ANGLE PROJECTION	
DRAWN	DATE
B.BASAVARAJ	2025JAN30
CHECKED	DATE
P.NICK	2025JAN30
APPROVED	DATE
P.NICK	2025JAN30
DRAWING TYPE	
General Arrangement Drawing	
NOMENCLATURE	

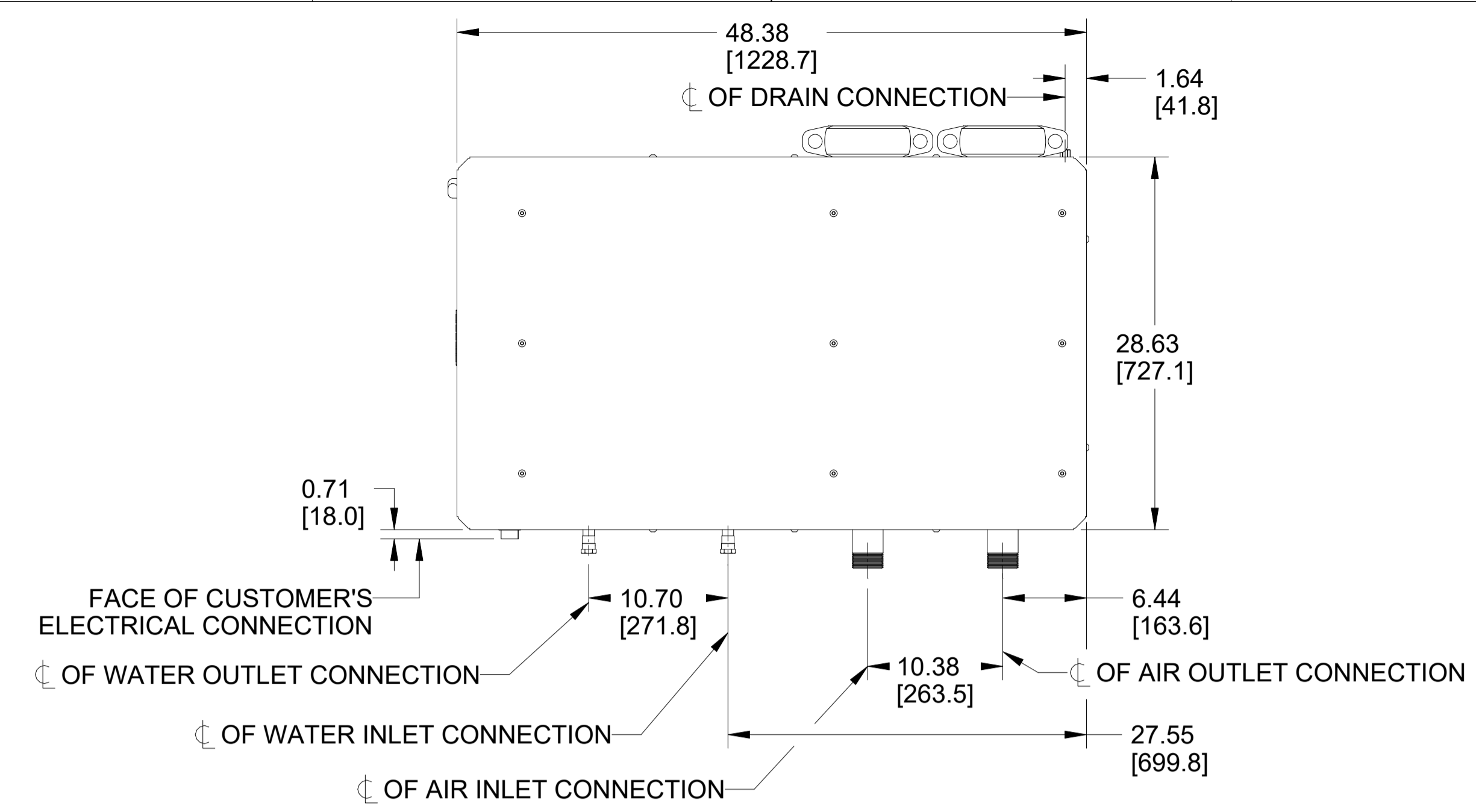
IR Ingersoll Rand.

GA DA510-680NVC, WC

SIZE	ESTIMATED WEIGHT (KG UNLESS OTHERWISE SPECIFIED)	PART NO.	REVISION
A1	679.0 pounds	47822403 001	A
SCALE	MODEL	SHEET	
0.20	HARP IV	1 of 2	

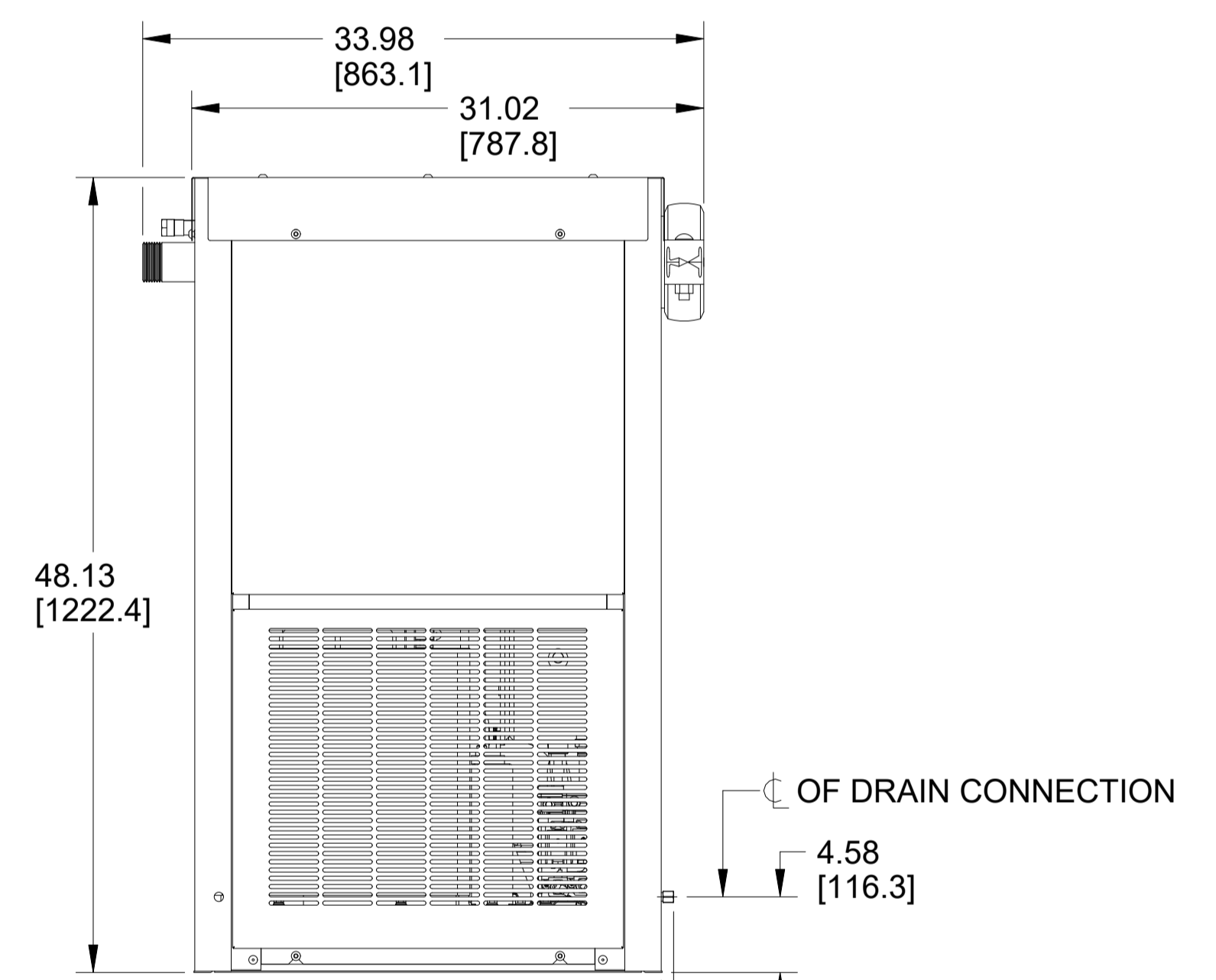
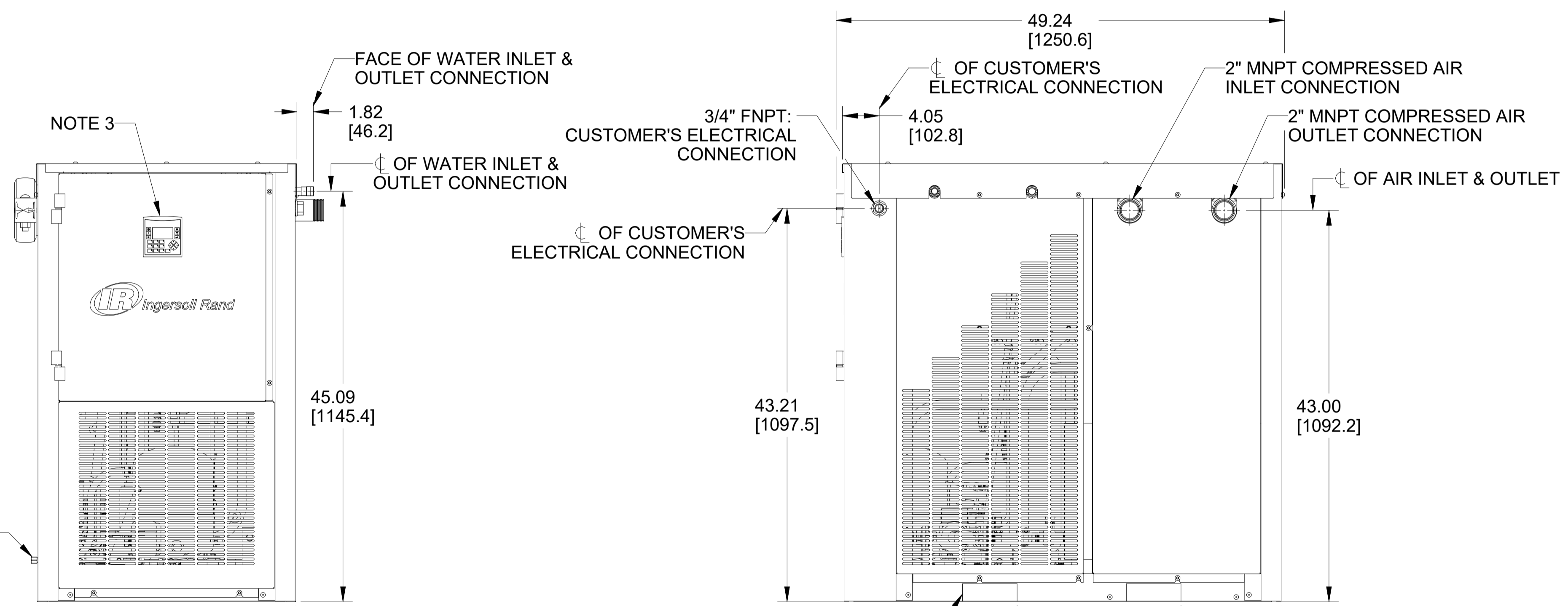
D

D



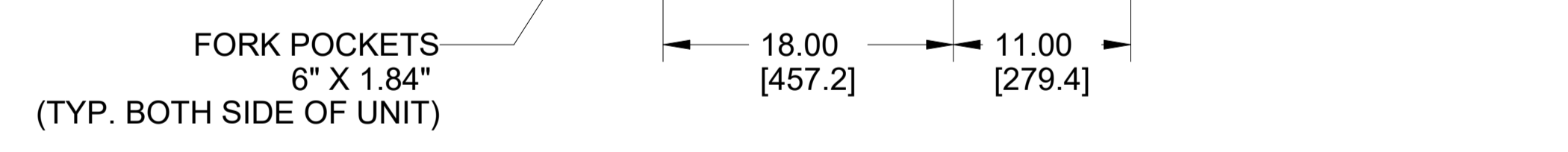
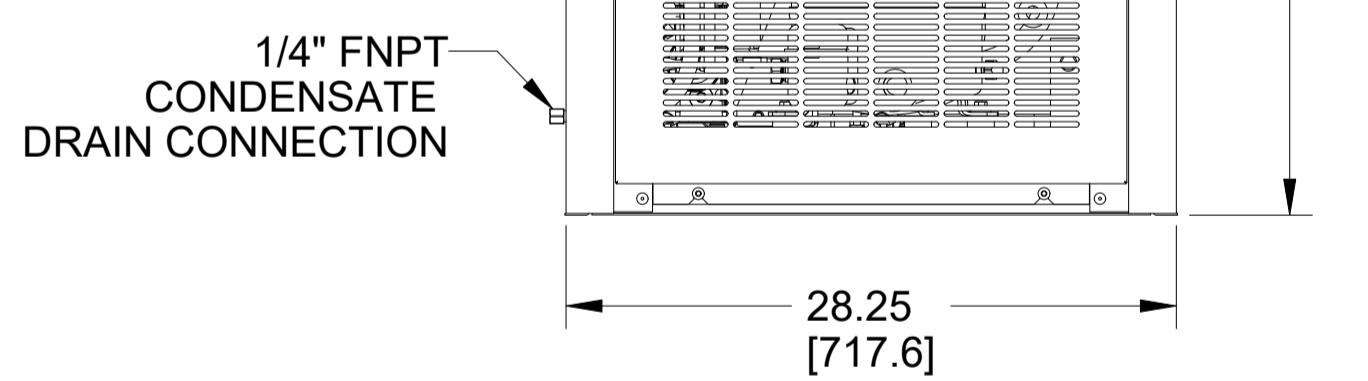
C

C



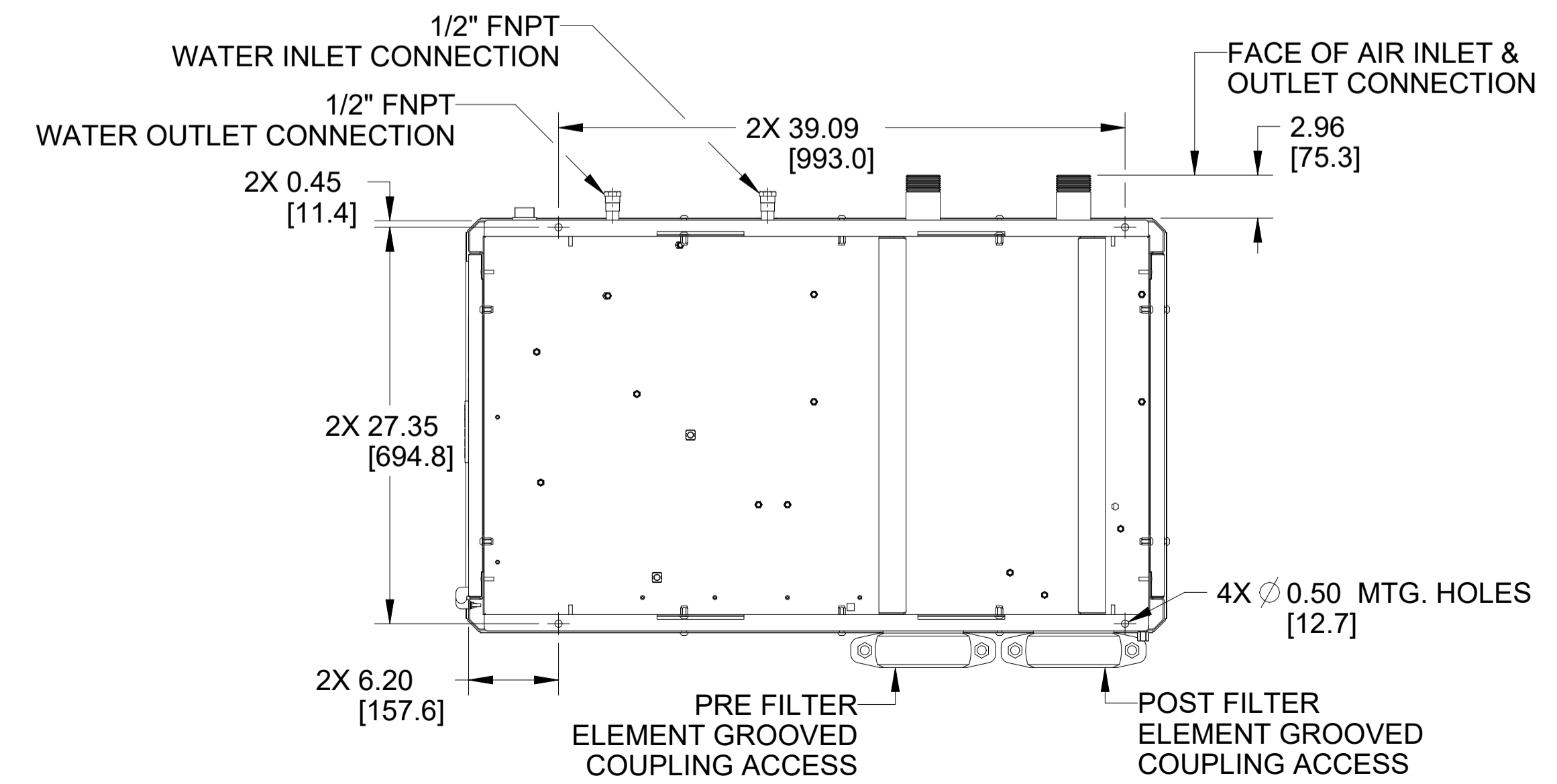
B

B



A

A



COMPANY Ingersoll Rand		NAME GA DA510-680NVC, WC	
<small>PROPRIETARY NOTICE: THIS DRAWING CONTAINS CONFIDENTIAL AND TRADE SECRET INFORMATION IS THE PROPERTY OF THE COMPANY AND IS GIVEN TO THE RECEIVER IN CONFIDENCE. THE RECEIVER BY RECEPTION AND RETENTION OF THE DRAWING ACCEPTS THE DRAWING IN CONFIDENCE AND AGREES THAT EXCEPT AS AUTHORIZED IN WRITING BY THE COMPANY IT WILL (1) NOT USE THE DRAWING, (2) NOT DISCLOSE TO OTHERS EITHER THE DRAWING OR THE CONFIDENTIAL OR TRADE SECRET INFORMATION THEREIN, AND (3) UPON COMPLETION OF THE NEED TO RETAIN THE DRAWING OR UPON DEMAND, RETURN THE DRAWING, ALL COPIES THEREOF, AND ALL MATERIAL COPIED THEREFROM.</small>			
SIZE A1	PART NO. 47822403 001	REVISION A	
SCALE 0.18 NOMENCLATURE		SHEET 2 OF 2	