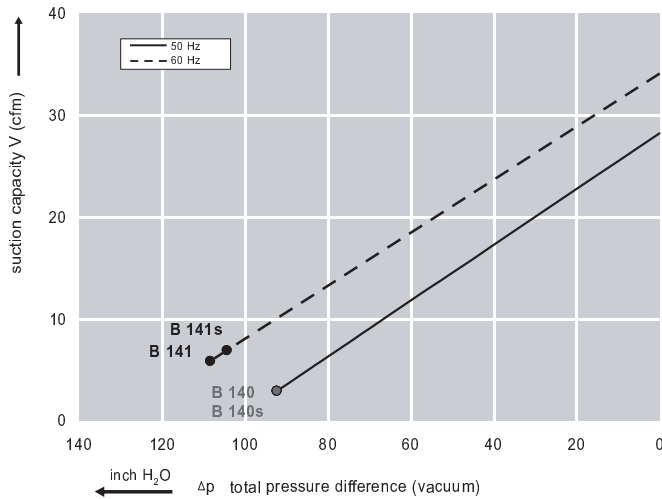




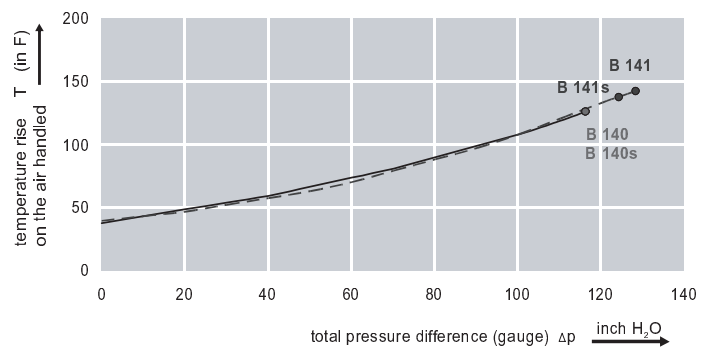
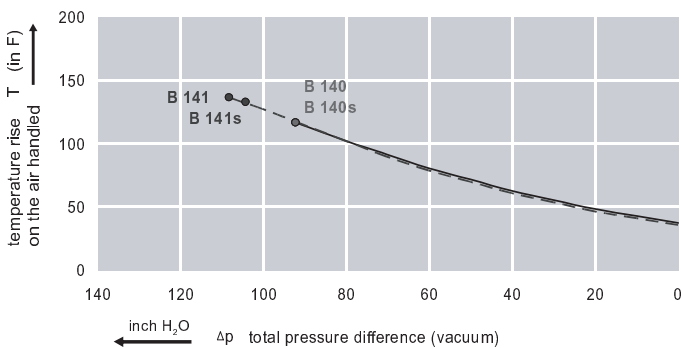
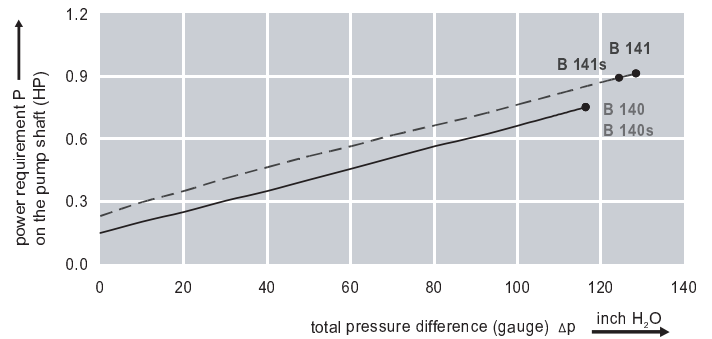
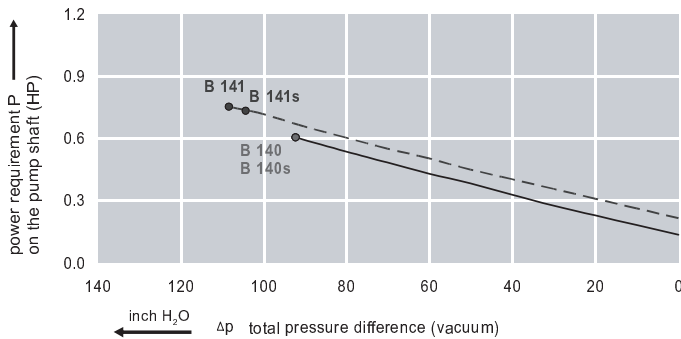
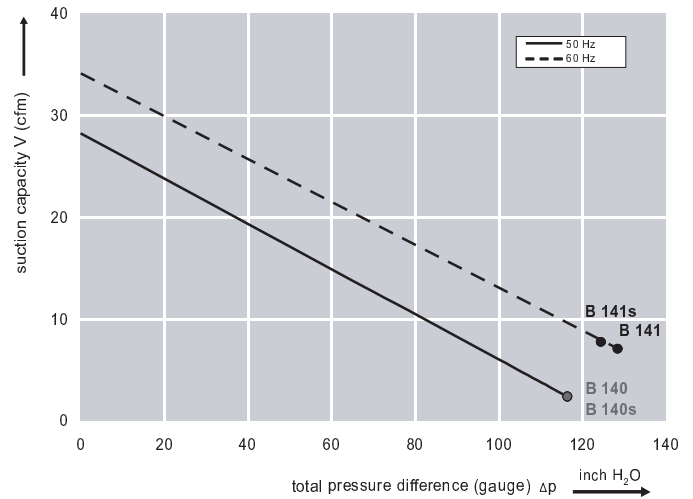
### Features:

- Cooler running, outboard bearing provides maintenance-free operation
- Environmentally friendly oil-free technology
- Extremely quiet operation
- All motors are standard TEFC with Class F insulation, UL recognized, CE Compliant  
*Explosion-Proof motors available*
- Custom construction blowers are available
- Rugged die cast aluminum construction

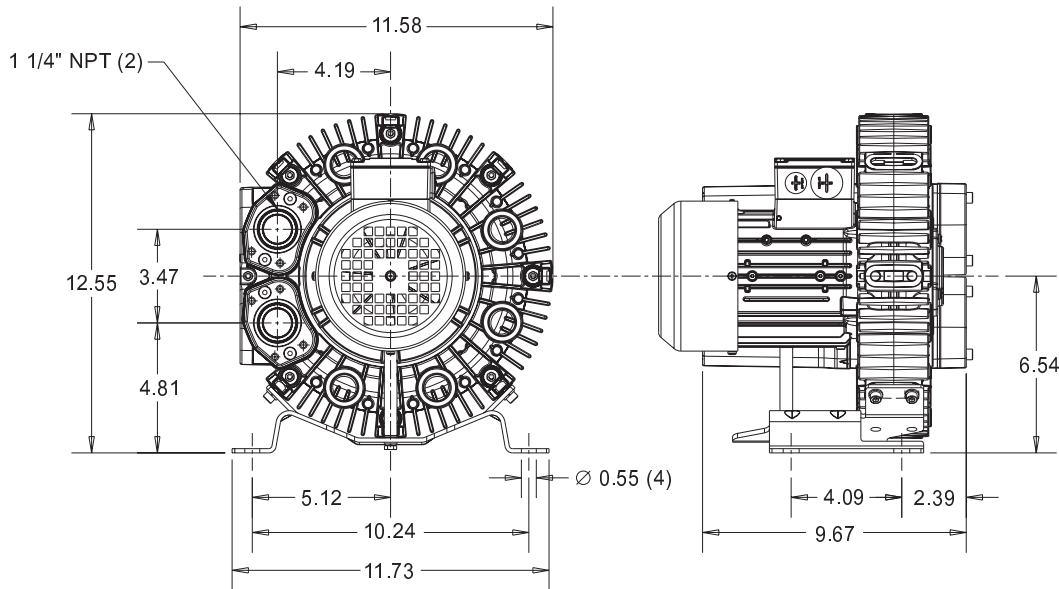
Performance curve for Vacuum pump



Performance curve for Compressor



### Dimensions: (inches)



### Recommended Accessories:

#### Relief valve:

VC51Z (Vacuum)  
PC51Z (Pressure)

#### Filter:

ATF-125-1337  
(Vacuum)  
AFS-20-125-10  
(Pressure)

Specifications subject to change without notice. Please contact factory for specification updates.


### Selection & Ordering Data - Type 3BA7210

Curve No.	Order No.	Fre- quency Hz	Rated power HP	Input voltage				Permissible total differential pressure		Sound pressure level dB(A)	Weight lbs
				V	A	Vacuum inch H2O	Compressor inch H2O				
<b>3~ 50/60 Hz IP55 insulation material class F</b>											
B 140	3BA7210-0AT16	50	0.73	200D ... 240D	345Y ... 415Y	2.8D	1.6Y	-92	116	57	35
B 141	3BA7210-0AT16	60	1.11	220D ... 250D	415Y ... 460Y	3.75D	2.15Y	-108	128	62	35
<b>1~ 50/60 Hz IP55 with attached capacitor for continuous operation</b>											
B 140s	3BA7210-0AS75	50	0.74	115	230	13.0	6.5	-92	116	57	40
B 141s	3BA7210-0AS75	60	0.84	115	230	14.2	7.1	-104	124	62	40

Suitable for 208 Volt Operation

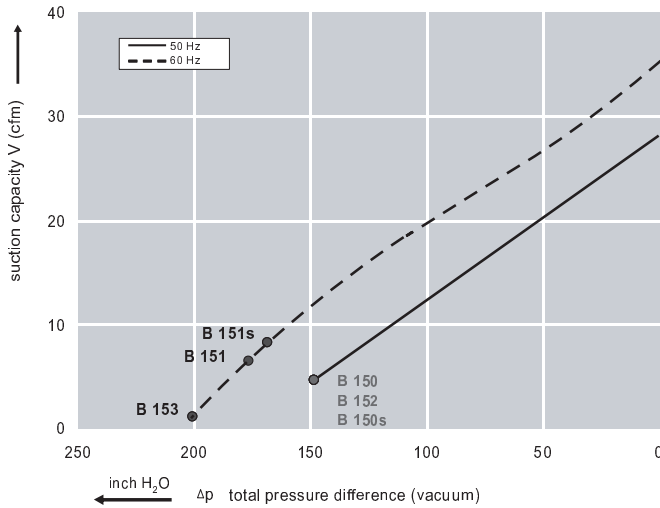
All curves are rated at 14.7 psia and 68° F ambient conditions and are reported in SCFM referenced to 68° F and 14.696 psia sea level conditions. Curve values are nominal, actual performance may vary by up to 10% of the values indicated. For inlet temperatures above approximately 80 °F or for handling gases other than air, please contact your Airtech sales representative for assistance.

### Features:

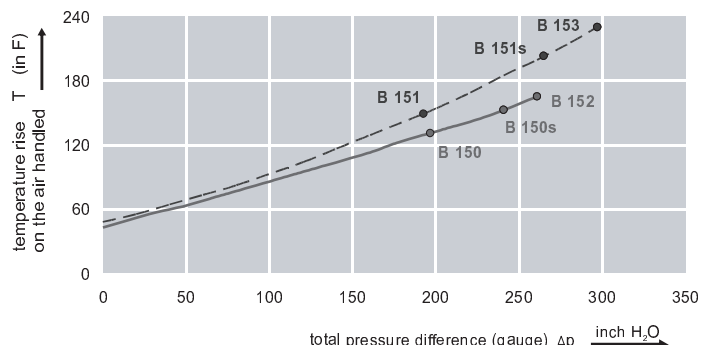
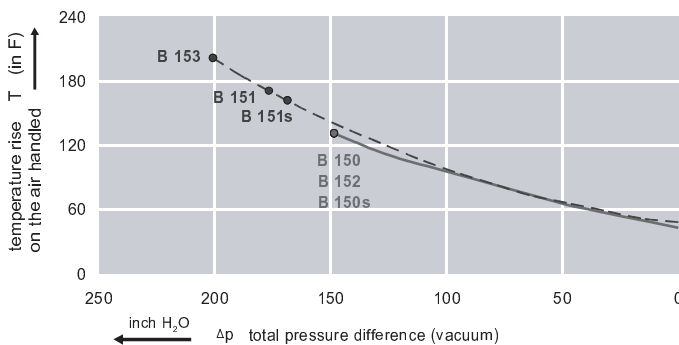
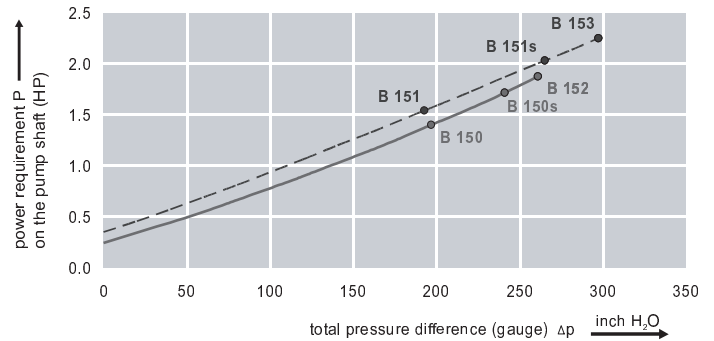
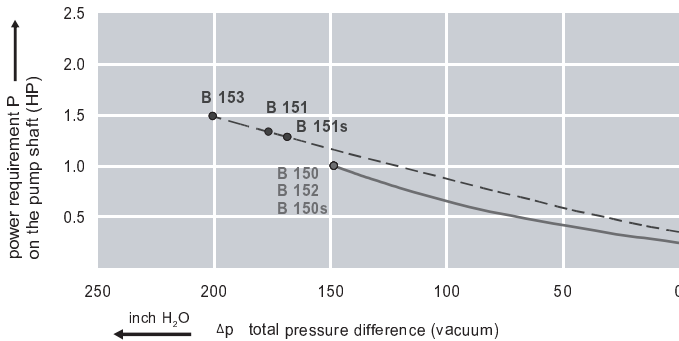
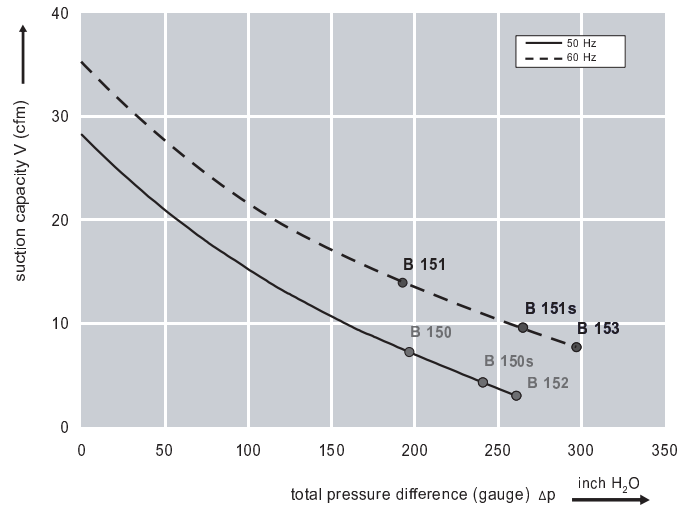


- Cooler running, outboard bearing provides maintenance-free operation
- Environmentally friendly oil-free technology
- Extremely quiet operation
- All motors are standard TEFC with Class F insulation, UL recognized, CE Compliant  
*Explosion-Proof motors available*
- Custom construction blowers are available
- Rugged die cast aluminum construction

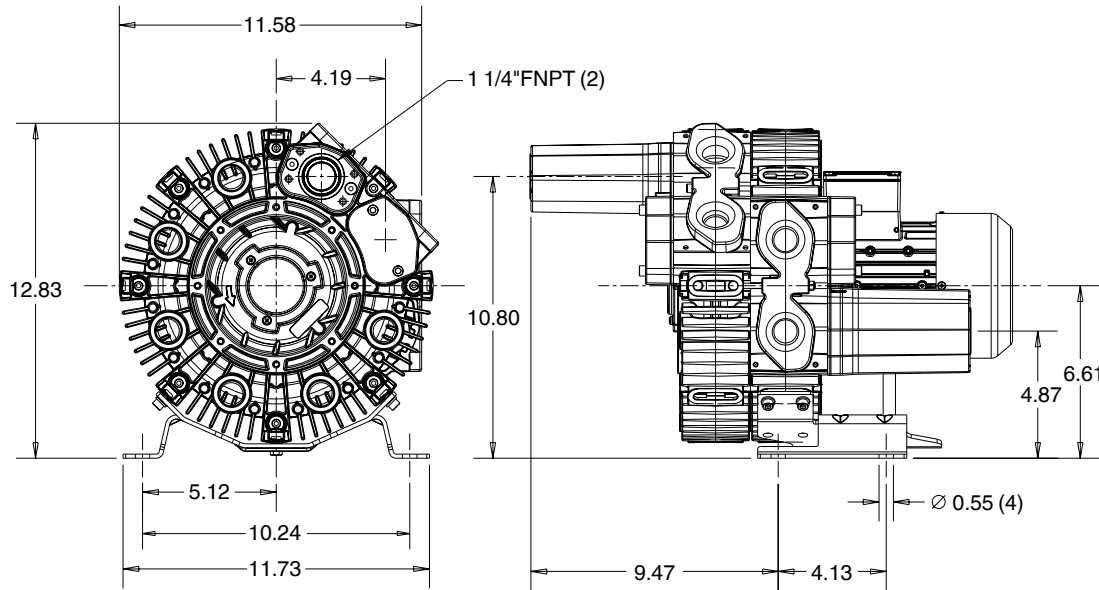
Performance curve for Vacuum pump



Performance curve for Compressor



### Dimensions: (inches)



### Recommended Accessories:

#### Relief valve:

VC51Z (Vacuum)  
PC51Z (Pressure)

#### Filter:

ATF-125-1337  
(Vacuum)  
AFS-20-125-10  
(Pressure)

Specifications subject to change without notice. Please contact factory for specification updates.

### Selection & Ordering Data - Type 3BA7220

Curve No.	Order No.	Fre- quency Hz	Rated power HP	Input voltage		Input current		Permissible total differential pressure		Sound pressure level dB(A)	Weight lbs
				V		A		Vacuum inch H2O	Compressor inch H2O		
<b>3~ 50/60 Hz IP55 insulation material class F</b>											
B 150	3BA7220-0AT26	50	1.09	200D ... 240D	345Y ... 415Y	4.0D	2.3 Y	-149	197	58	53
B 151	3BA7220-0AT26	60	1.26	220D ... 250D	415Y ... 460Y	4.0D	2.3 Y	-177	193	62	53
B 152	3BA7220-0AT56	50	2.01	200D ... 240D	345Y ... 415Y	7.5D	4.3 Y	-149	261	58	62
B 153	3BA7220-0AT56	60	2.75	220D ... 250D	415Y ... 460Y	7.5D	4.4 Y	-201	297	62	62
<b>1~ 50/60 Hz IP55 with attached capacitor for continuous operation</b>											
B 150s	3BA7220-0AS75	50	2.0	115	230	19.4	9.7	-149	241	58	66
B 151s	3BA7220-0AS75	60	2.35	115	230	20.6	10.3	-169	265	62	66

Suitable for 208 Volt Operation

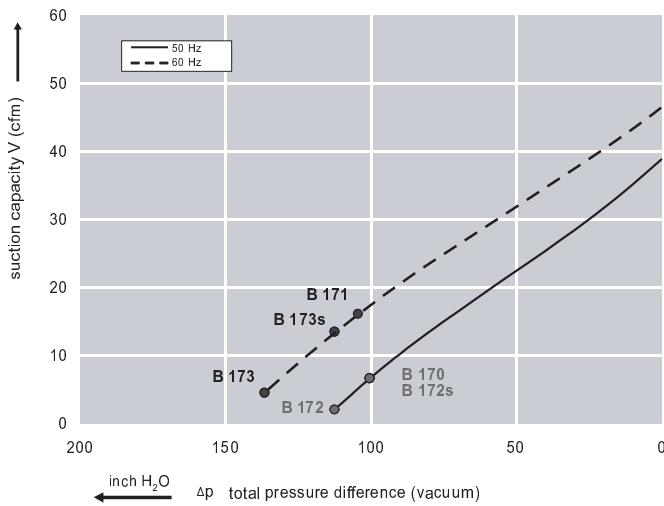
All curves are rated at 14.7 psia and 68° F ambient conditions and are reported in SCFM referenced to 68° F and 14.696 psia sea level conditions. Curve values are nominal, actual performance may vary by up to 10% of the values indicated. For inlet temperatures above approximately 80 °F or for handling gases other than air, please contact your Airtech sales representative for assistance.



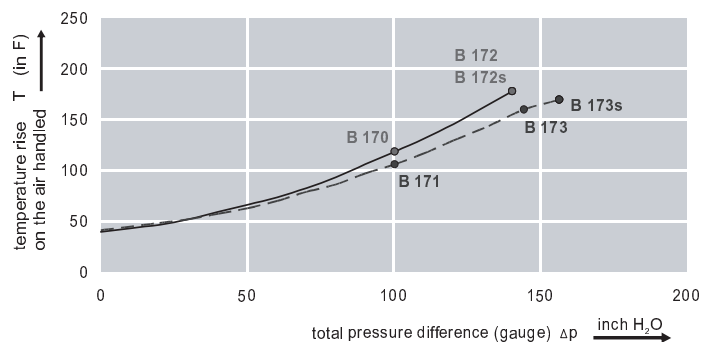
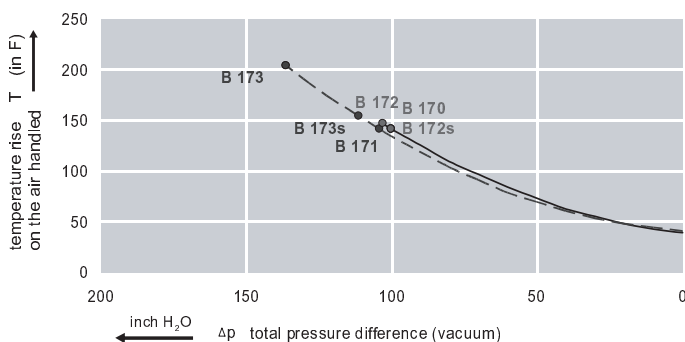
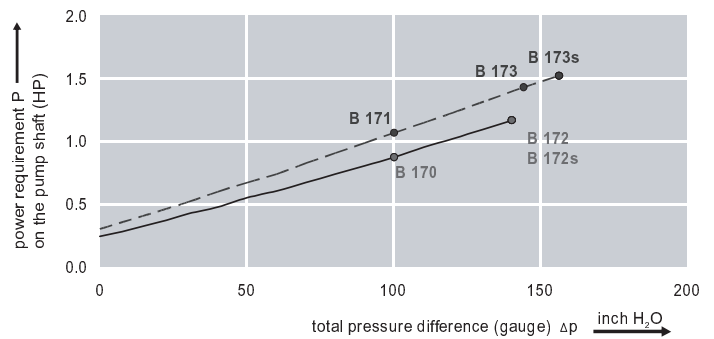
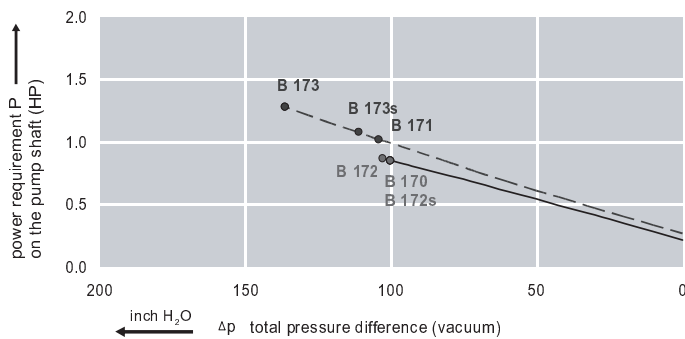
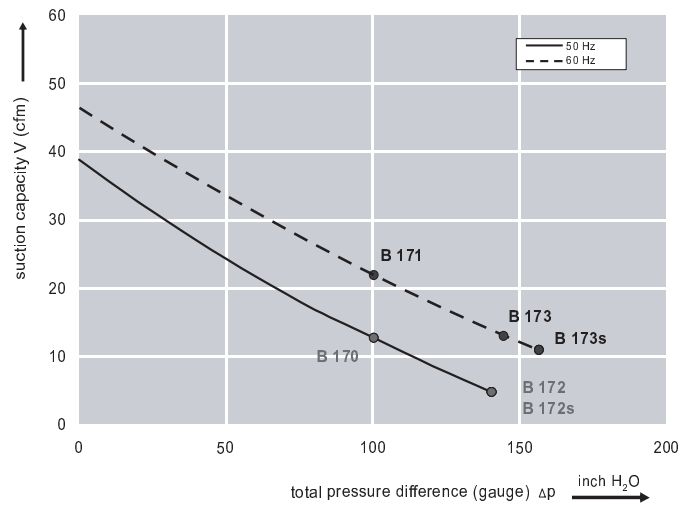
### Features:

- Cooler running, outboard bearing provides maintenance-free operation
- Environmentally friendly oil-free technology
- Extremely quiet operation
- All motors are standard TEFC with Class F insulation, UL recognized, CE Compliant  
*Explosion-Proof motors available*
- Custom construction blowers are available
- Rugged die cast aluminum construction

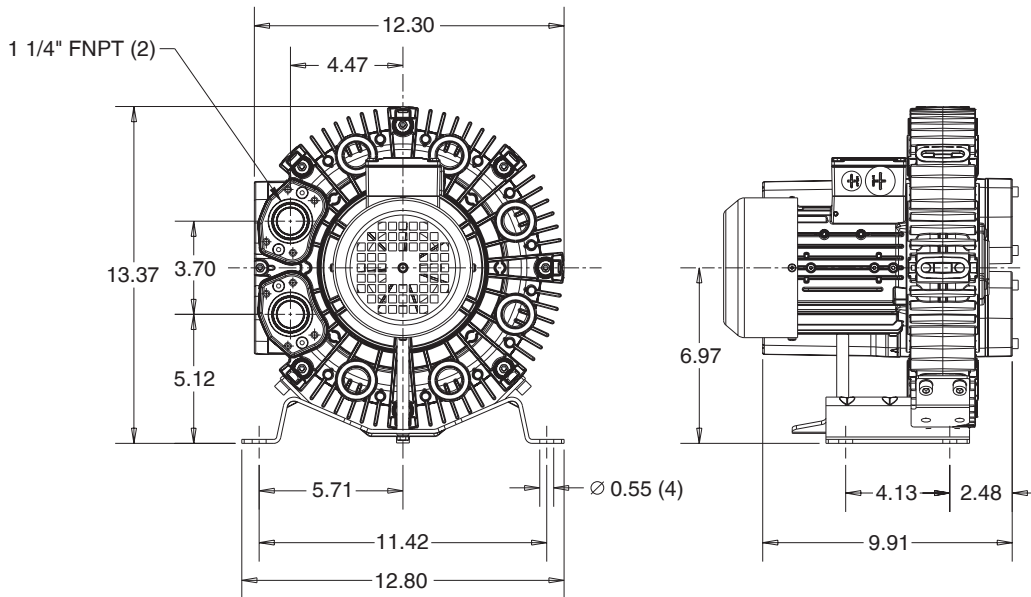
Performance curve for Vacuum pump



Performance curve for Compressor



### Dimensions: (inches)



### Recommended Accessories:

#### Relief valve:

VC51Z (Vacuum)  
PC51Z (Pressure)

#### Filter:

ATF-125-1337  
(Vacuum)  
AFS-20-125-10  
(Pressure)

Specifications subject to change without notice. Please contact factory for specification updates.


### Selection & Ordering Data - Type 3BA7310

Curve No.	Order No.	Fre- quency Hz	Rated power HP	Input voltage		Input current A	Permissible total differential pressure		Sound pressure level dB(A)	Weight lbs	
				V			Vacuum inch H2O	Compressor inch H2O			
<b>3~ 50/60 Hz IP55 insulation material class F</b>											
B 170	3BA7310-0AT16	50	0.73	200D ... 240D	345Y ... 415Y	2.8 D	1.6 Y	-100	100	57	35
B 171	3BA7310-0AT16	60	1.11	220D ... 250D	415Y ... 460Y	3.75D	2.15Y	-104	100	62	35
B 172	3BA7310-0AT26	50	1.09	200D ... 240D	345Y ... 415Y	4.0 D	2.3Y	-112	141	57	37
B 173	3BA7310-0AT26	60	1.26	220D ... 250D	415Y ... 460Y	4.0 D	2.3Y	-136	145	62	37
<b>1~ 50/60 Hz IP55 with attached capacitor for continuous operation</b>											
B 172s	3BA7310-0AS75	50	1.26	115	230	15.2	7.6	-100	141	57	40
B 173s	3BA7310-0AS75	60	1.47	115	230	18.0	9.0	-112	157	62	40

Suitable for 208 Volt Operation

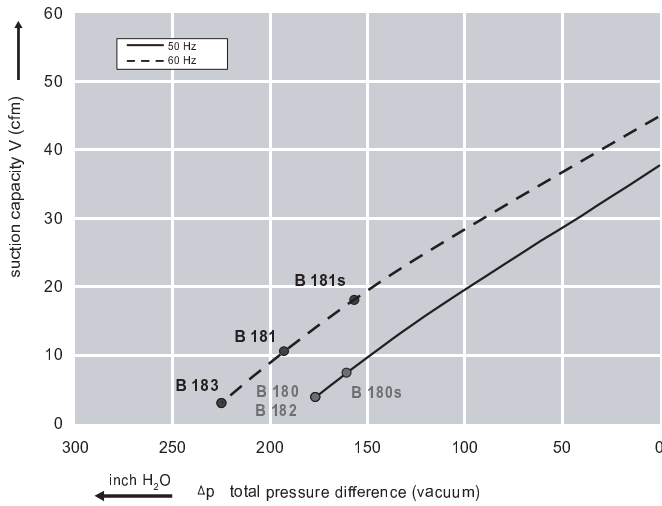
All curves are rated at 14.7 psia and 68°F ambient conditions and are reported in SCFM referenced to 68°F and 14.696 psia sea level conditions. Curve values are nominal, actual performance may vary by up to 10% of the values indicated. For inlet temperatures above approximately 80 °F or for handling gases other than air, please contact your Airtech sales representative for assistance.

### Features:

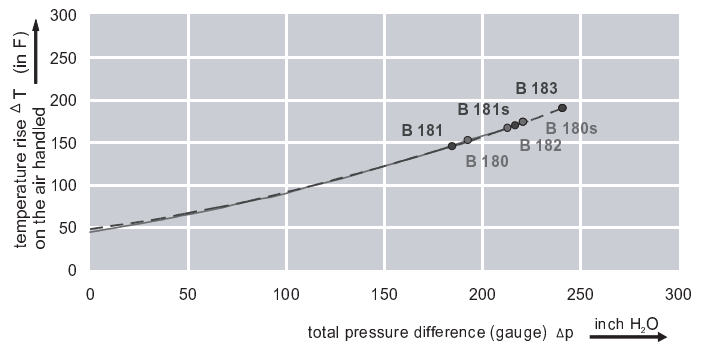
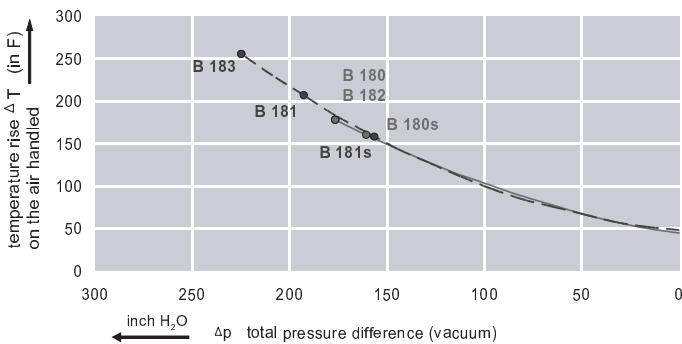
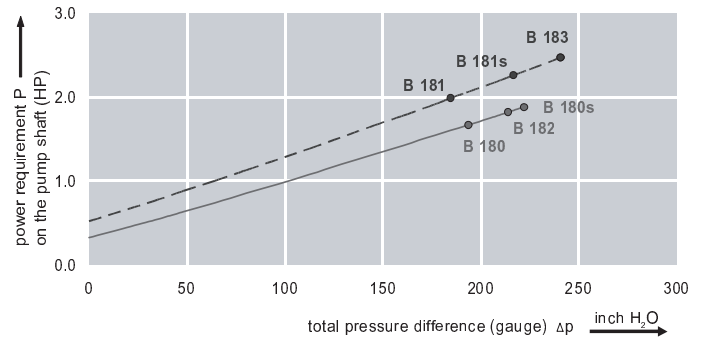
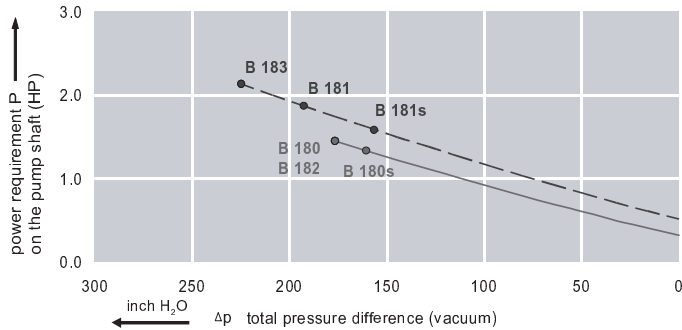
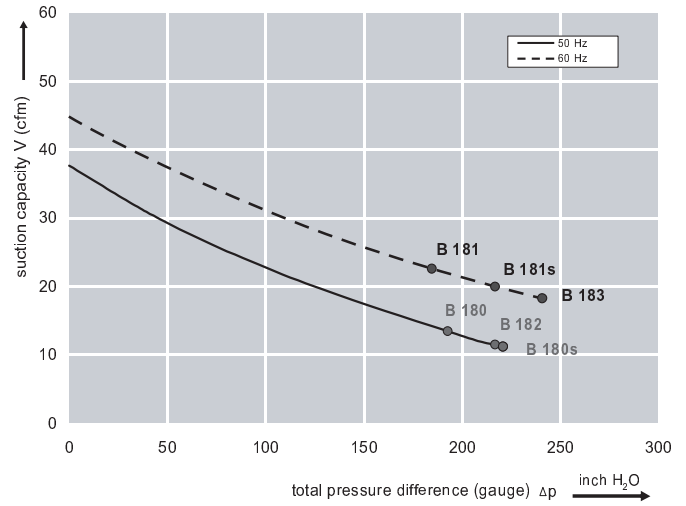


- Cooler running, outboard bearing provides maintenance-free operation
- Environmentally friendly oil-free technology
- Extremely quiet operation
- All motors are standard TEFC with Class F insulation, UL recognized, CE Compliant  
*Explosion-Proof motors available*
- Custom construction blowers are available
- Rugged die cast aluminum construction

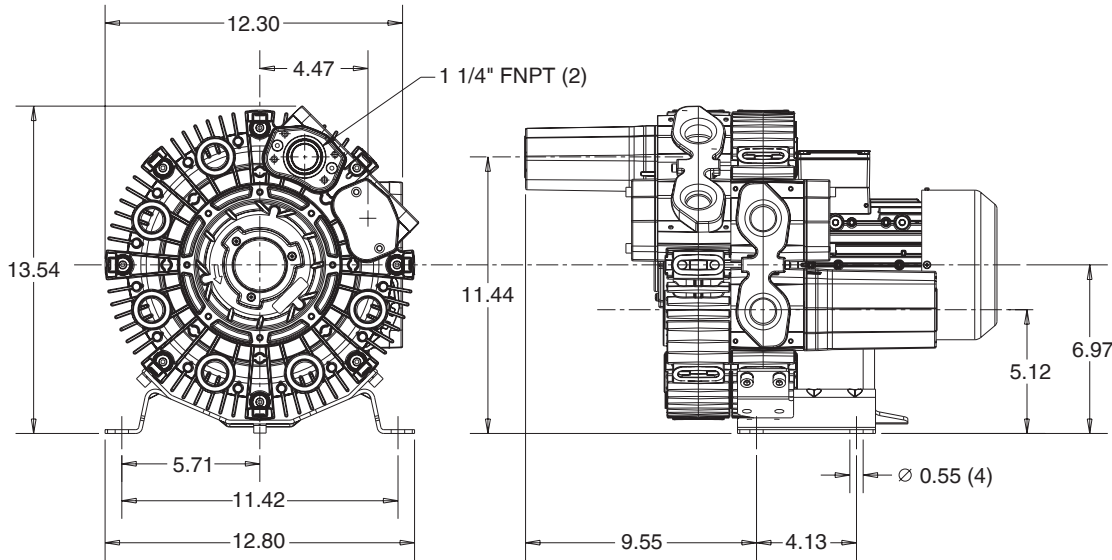
Performance curve for Vacuum pump



Performance curve for Compressor



### Dimensions: (inches)



### Recommended Accessories:

#### Relief valve:

VC51Z (Vacuum)  
PC51Z (Pressure)

#### Filter:

ATF-125-1337  
(Vacuum)  
AFS-20-125-10  
(Pressure)

Specifications subject to change without notice. Please contact factory for specification updates.

### Selection & Ordering Data - Type 3BA7320

Curve No.	Order No.	Fre- quency Hz	Rated power HP	Input voltage		Input current		Permissible total differential pressure		Sound pressure level dB(A)	Weight lbs
				V		A		Vacuum inch H2O	Compressor inch H2O		
<b>3~ 50/60 Hz IP55 insulation material class F</b>											
B 180	3BA7320-0AT46	50	1.47	200D ... 240D	345Y ... 415Y	5.4D	3.1 Y	-177	193	59	64
B 181	3BA7320-0AT46	60	2.01	220D ... 250D	415Y ... 460Y	5.5D	3.2 Y	-193	185	63	64
B 182	3BA7320-0AT56	50	2.01	200D ... 240D	345Y ... 415Y	7.5D	4.3 Y	-177	217	59	66
B 183	3BA7320-0AT56	60	2.75	220D ... 250D	415Y ... 460Y	7.5D	4.4 Y	-225	241	63	66
<b>1~ 50/60 Hz IP55 with attached capacitor for continuous operation</b>											
B 180s	3BA7320-0AS75	50	2.0	115	230	19.4	9.7	-161	221	59	70
B 181s	3BA7320-0AS75	60	2.35	115	230	20.6	10.3	-157	217	63	70

Suitable for 208 Volt Operation

All curves are rated at 14.7 psia and 68°F ambient conditions and are reported in SCFM referenced to 68°F and 14.696 psia sea level conditions. Curve values are nominal, actual performance may vary by up to 10% of the values indicated. For inlet temperatures above approximately 80 °F or for handling gases other than air, please contact your Airtech sales representative for assistance.

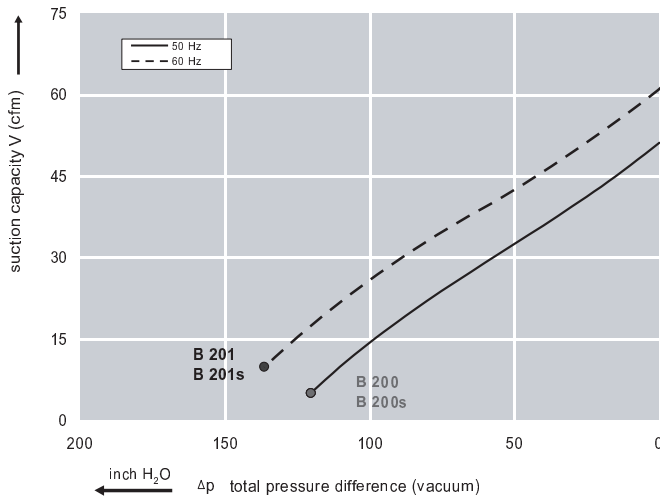




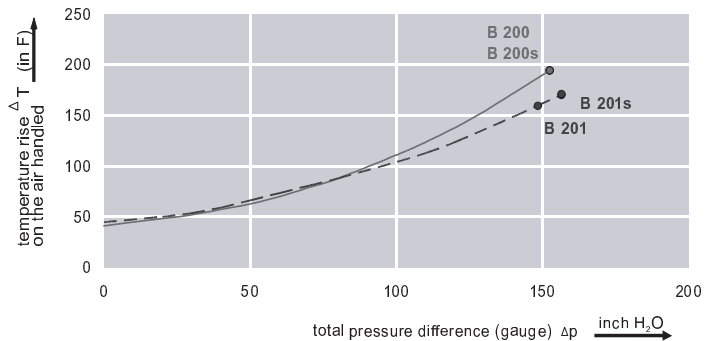
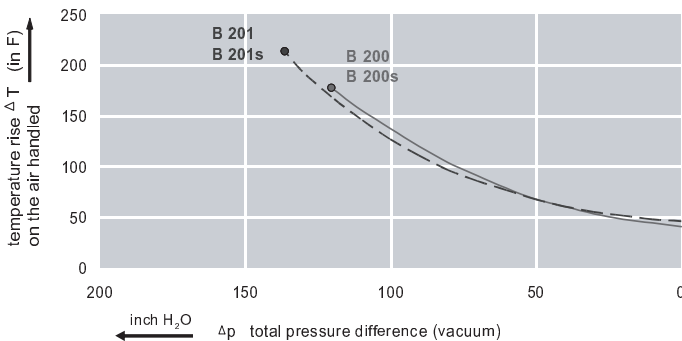
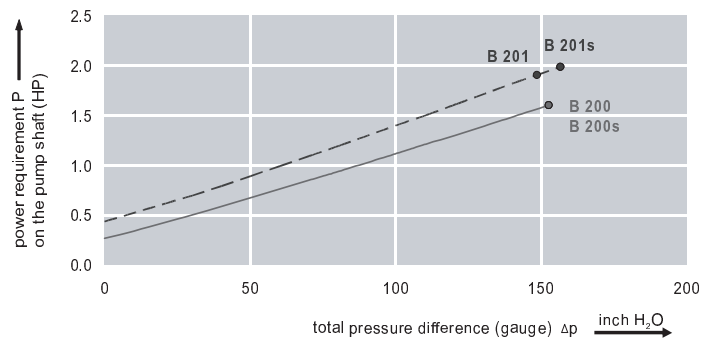
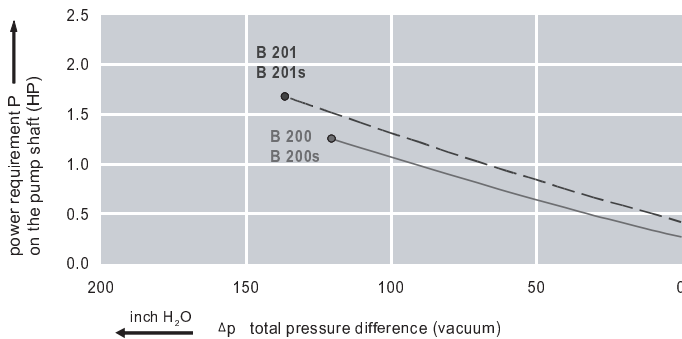
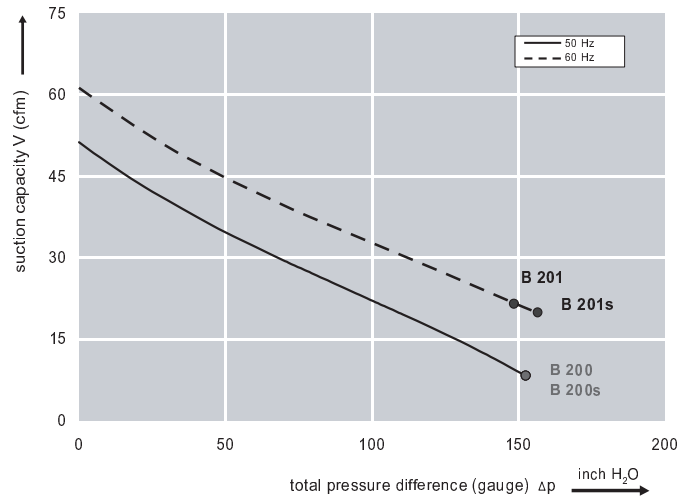
### Features:

- Cooler running, outboard bearing provides maintenance-free operation
- Environmentally friendly oil-free technology
- Extremely quiet operation
- All motors are standard TEFC with Class F insulation, UL recognized, CE Compliant  
*Explosion-Proof motors available*
- Custom construction blowers are available
- Rugged die cast aluminum construction

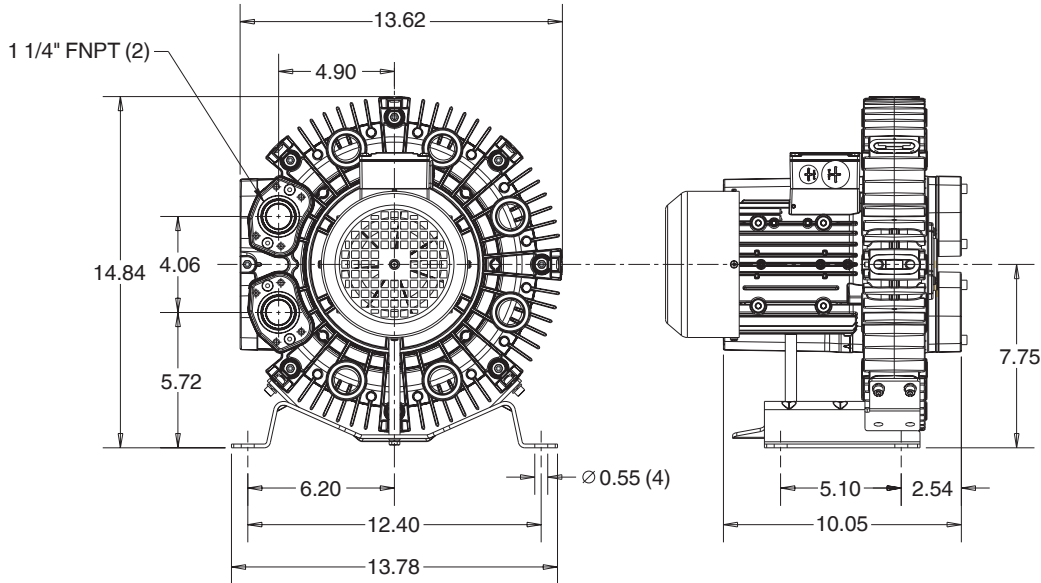
Performance curve for Vacuum pump



Performance curve for Compressor



### Dimensions: (inches)



### Recommended Accessories:

#### Relief valve:

VC51Z (Vacuum)  
PC51Z (Pressure)

#### Filter:

ATF-125-1337  
(Vacuum)  
AFS-20-125-10  
(Pressure)

Specifications subject to change without notice. Please contact factory for specification updates.


### Selection & Ordering Data - Type 3BA7410

Curve No.	Order No.	Fre- quency Hz	Rated power HP	Input voltage		Input current		Permissible total differential pressure		Sound pressure level dB(A)	Weight lbs
				V		A		Vacuum inch H2O	Compressor inch H2O		
<b>3~ 50/60 Hz IP55 insulation material class F</b>											
B 200	3BA7410-0AT16	50	1.47	200D ... 240D	345Y ... 415Y	5.4D	3.1Y	-120	153	58	51
B 201	3BA7410-0AT16	60	2.01	220D ... 250D	415Y ... 460Y	5.5D	3.2Y	-136	149	62	51
<b>1~ 50/60 Hz IP55 with attached capacitor for continuous operation</b>											
B 200s	3BA7410-0AS45	50	1.47	115	230	16.0	8.0	-120	153	58	51
B 201s	3BA7410-0AS45	60	1.74	115	230	20.0	10.0	-136	157	62	51

Suitable for 208 Volt Operation

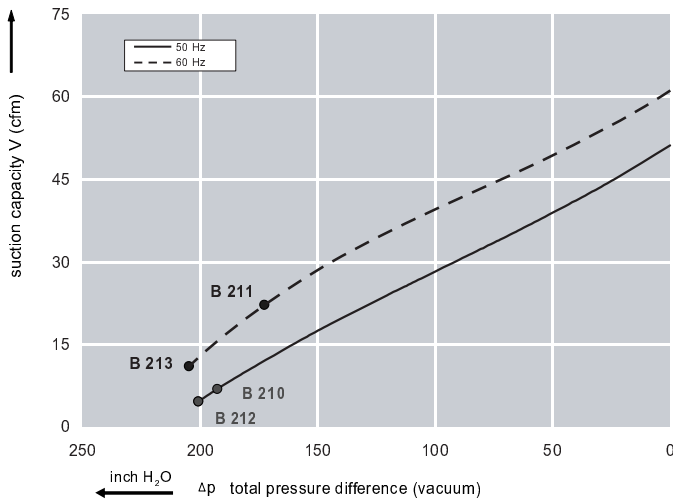
All curves are rated at 14.7 psia and 68°F ambient conditions and are reported in SCFM referenced to 68°F and 14.696 psia sea level conditions. Curve values are nominal, actual performance may vary by up to 10% of the values indicated. For inlet temperatures above approximately 80 °F or for handling gases other than air, please contact your Airtech sales representative for assistance.

### Features:

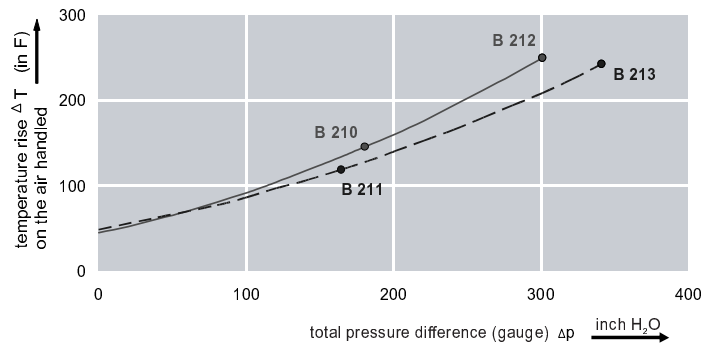
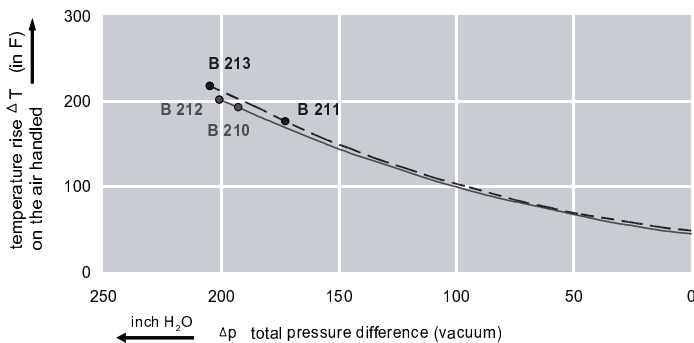
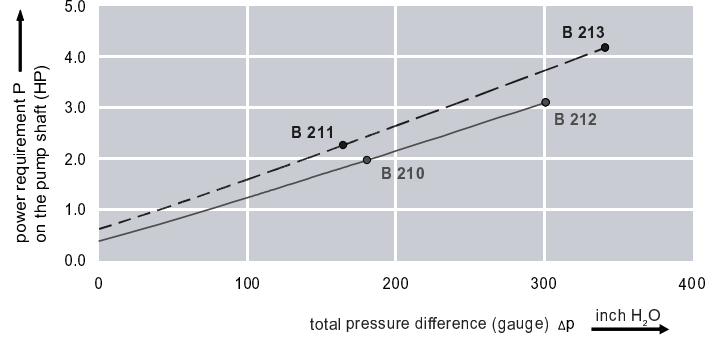
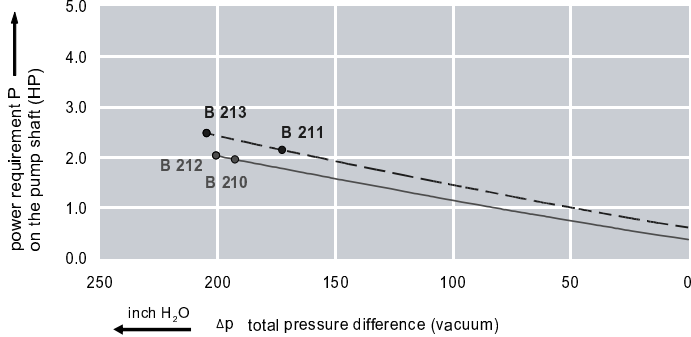
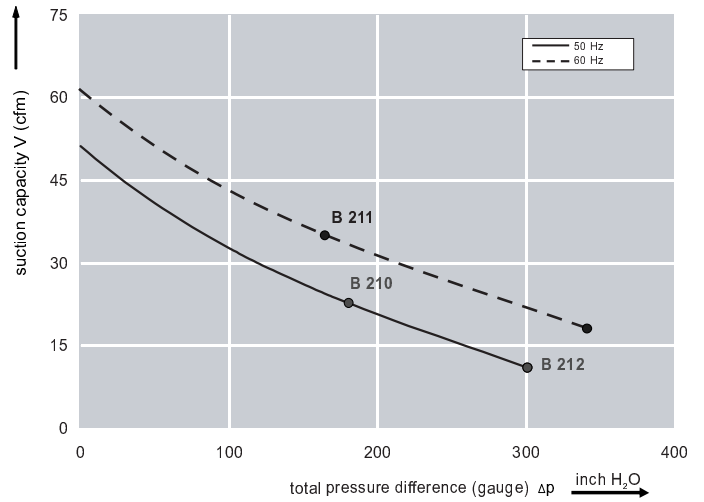


- Cooler running, outboard bearing provides maintenance-free operation
- Environmentally friendly oil-free technology
- Extremely quiet operation
- All motors are standard TEFC with Class F insulation, UL recognized, CE Compliant  
*Explosion-Proof motors available*
- Custom construction blowers are available
- Rugged die cast aluminum construction

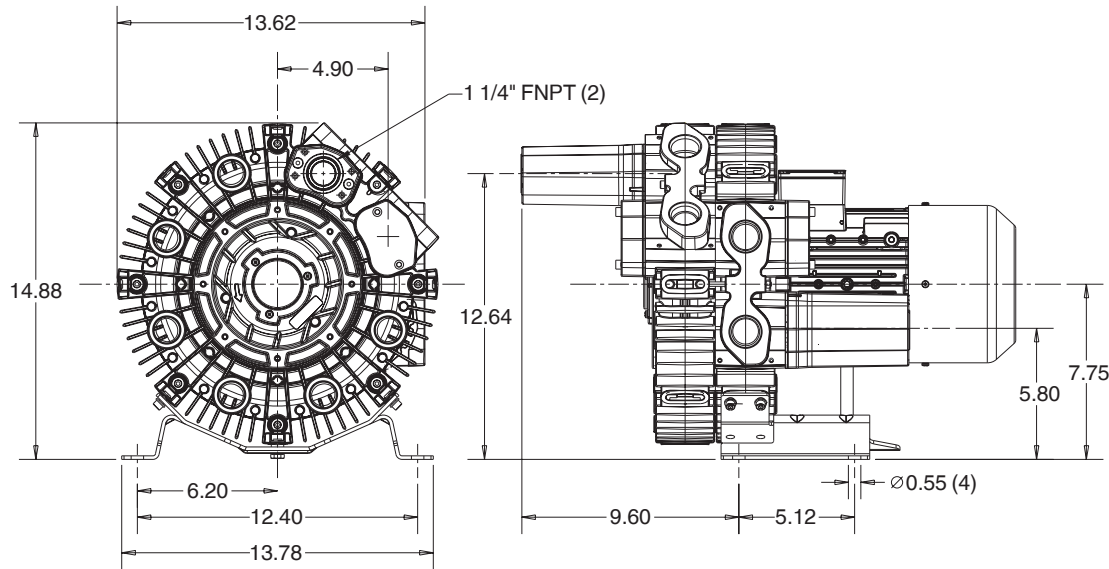
Performance curve for Vacuum pump



Performance curve for Compressor



### Dimensions: (inches)



### Recommended Accessories:

#### Relief valve:

VC51Z (Vacuum)  
PC51Z (Pressure)

#### Filter:

ATF-125-1337 (Vacuum)  
AFS-20-125-10 (Pressure)


Specifications subject to change without notice. Please contact factory for specification updates.

### Selection & Ordering Data - Type 3BA7420

Curve No.	Order No.	Fre- quency Hz	Rated power HP	Input voltage		Input current		Permissible total differential pressure		Sound pressure level dB(A)	Weight lbs
				V		A		Vacuum inch H2O	Compressor inch H2O		
<b>3~ 50/60 Hz IP55 insulation material class F</b>											
B 210	3BA7420-0AT26	50	2.01	200D ... 240D	345Y ... 415Y	7.5D	4.3Y	-193	181	61	73
B 211	3BA7420-0AT26	60	2.35	220D ... 250D	415Y ... 460Y	7.5D	4.4Y	-173	165	66	73
B 212	3BA7420-0AT56	50	4.42	200D ... 240D	345Y ... 415Y	13.0D	7.5Y	-201	301	61	86
B 213	3BA7420-0AT56	60	5.09	220D ... 250D	415Y ... 460Y	13.5D	7.8Y	-205	341	66	86

Suitable for 208 Volt Operation

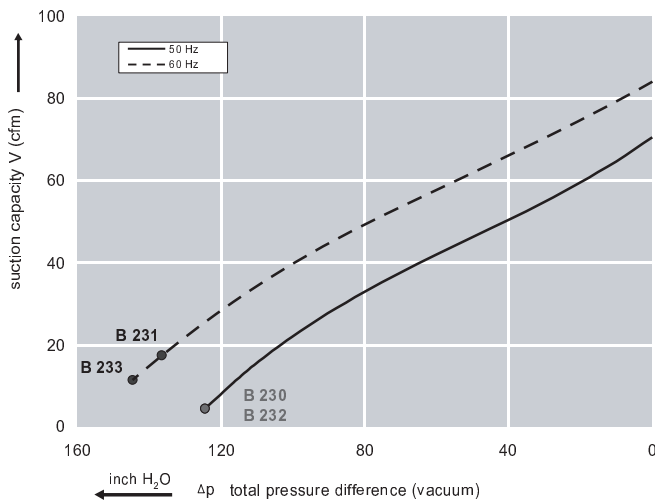
All curves are rated at 14.7 psia and 68° F ambient conditions and are reported in SCFM referenced to 68° F and 14.696 psia sea level conditions. Curve values are nominal, actual performance may vary by up to 10% of the values indicated. For inlet temperatures above approximately 80 °F or for handling gases other than air, please contact your Airtech sales representative for assistance.



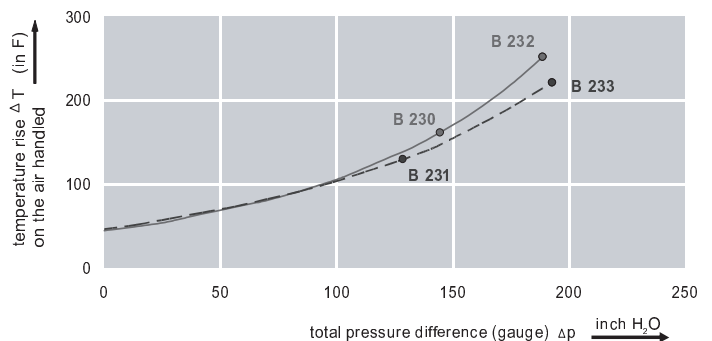
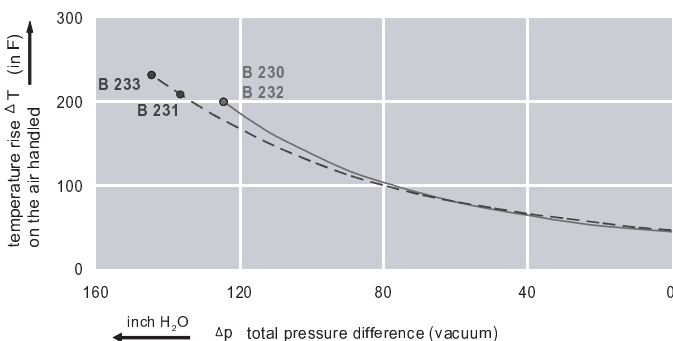
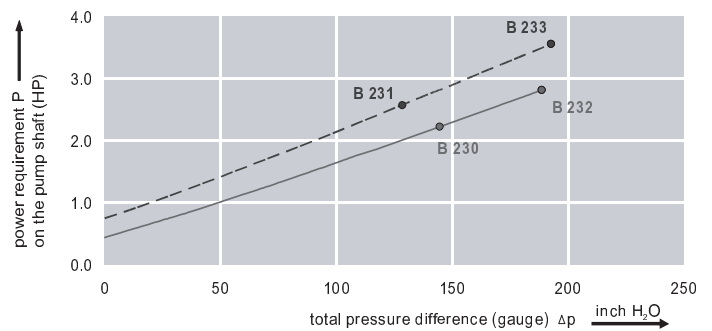
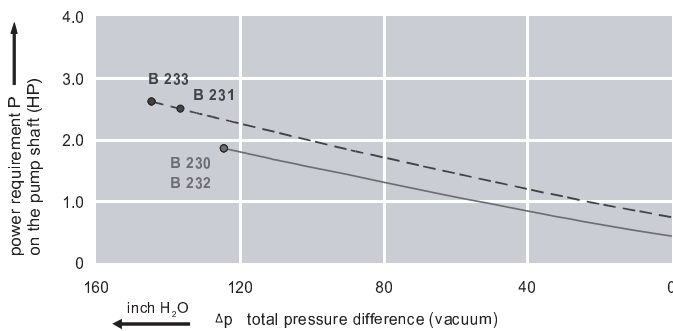
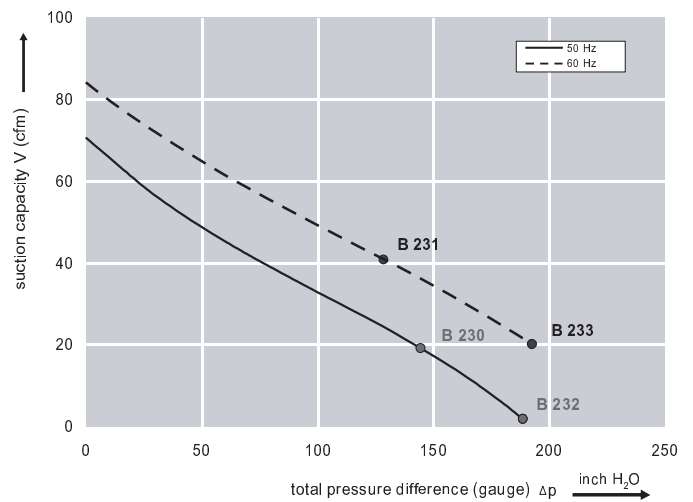
### Features:

- Cooler running, outboard bearing provides maintenance-free operation
- Environmentally friendly oil-free technology
- Extremely quiet operation
- All motors are standard TEFC with Class F insulation, UL recognized, CE Compliant  
*Explosion-Proof motors available*
- Custom construction blowers are available
- Rugged die cast aluminum construction

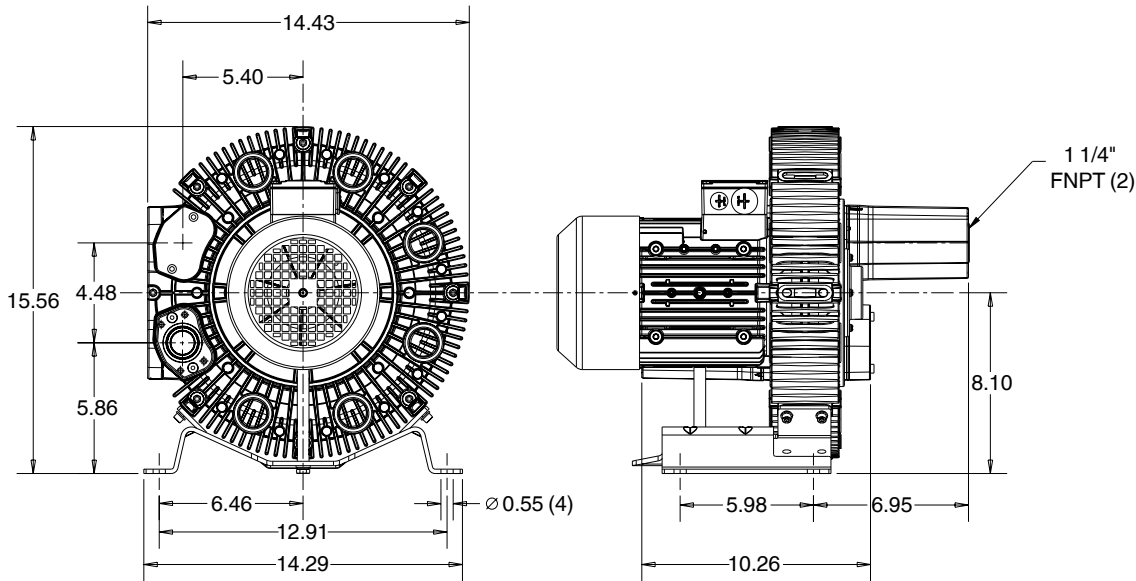
Performance curve for Vacuum pump



Performance curve for Compressor



### Dimensions: (inches)



### Recommended Accessories:

#### Relief valve:

VC51Z (Vacuum)  
PC51Z (Pressure)

#### Filter:

ATF-125-1337  
(Vacuum)  
AFS-20-125-10  
(Pressure)

Specifications subject to change without notice. Please contact factory for specification updates.


### Selection & Ordering Data - Type 3BA7510

Curve No.	Order No.	Fre- quency	Rated power	Input voltage		Input current		Permissible total differential pressure		Sound pressure level dB(A)	Weight lbs
				Hz	HP	V	A	Vacuum inch H2O	Compressor inch H2O		
<b>3~ 50/60 Hz IP55 insulation material class F</b>											
B 230	3BA7510-0AT16	50	2.01	200D ... 240D	345Y ... 415Y	7.5D	4.3Y	-124	145	64	57
B 231	3BA7510-0AT16	60	2.75	220D ... 250D	415Y ... 460Y	7.5D	4.4Y	-136	128	68	57
B 232	3BA7510-0AT26	50	2.95	200D ... 240D	345Y ... 415Y	9.7D	5.6Y	-124	189	64	64
B 233	3BA7510-0AT26	60	3.42	220D ... 250D	415Y ... 460Y	9.0D	5.3Y	-145	193	68	64

Suitable for 208 Volt Operation

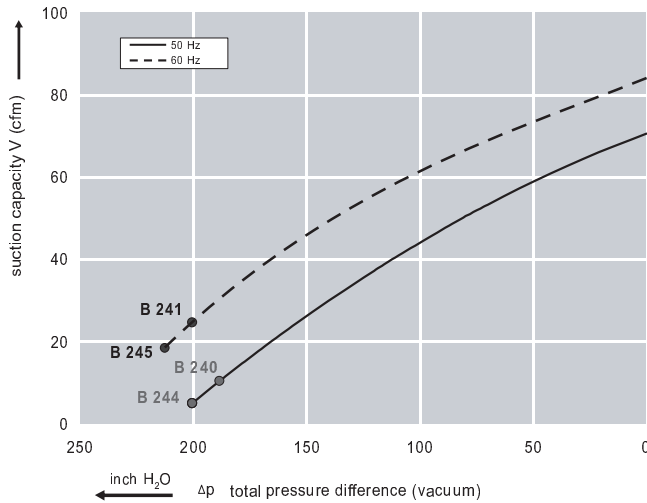
All curves are rated at 14.7 psia and 68°F ambient conditions and are reported in SCFM referenced to 68°F and 14.696 psia sea level conditions. Curve values are nominal, actual performance may vary by up to 10% of the values indicated. For inlet temperatures above approximately 80 °F or for handling gases other than air, please contact your Airtech sales representative for assistance.

### Features:

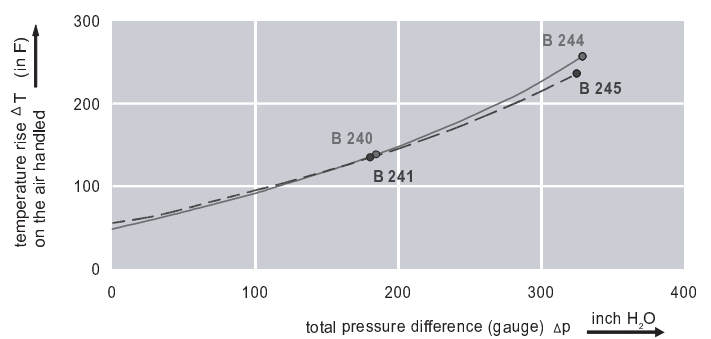
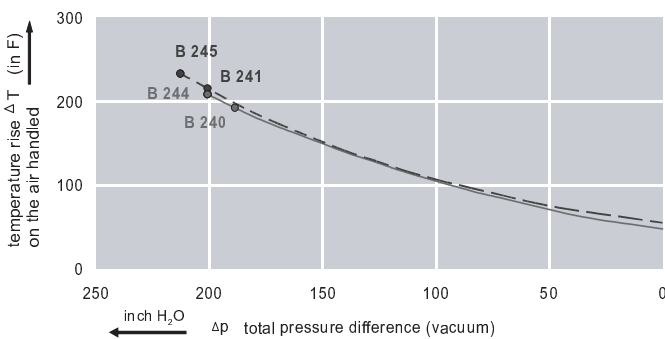
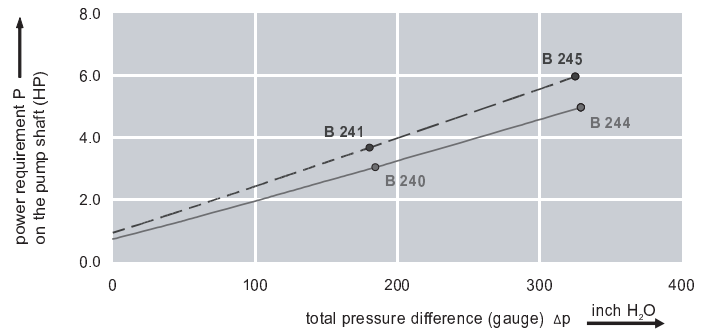
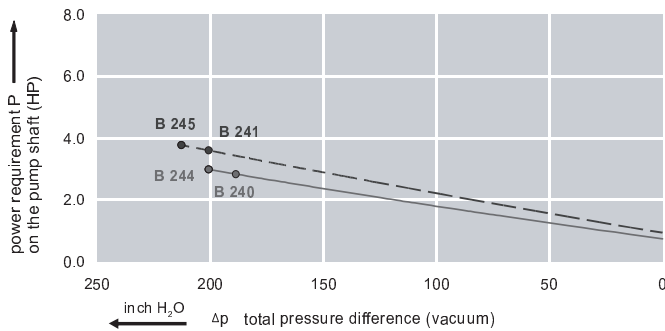
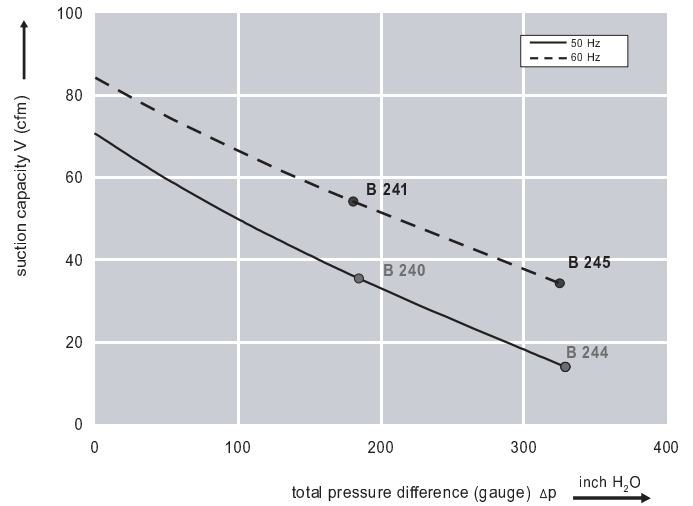


- Cooler running, outboard bearing provides maintenance-free operation
- Environmentally friendly oil-free technology
- Extremely quiet operation
- All motors are standard TEFC with Class F insulation, UL recognized, CE Compliant  
*Explosion-Proof motors available*
- Custom construction blowers are available
- Rugged die cast aluminum construction

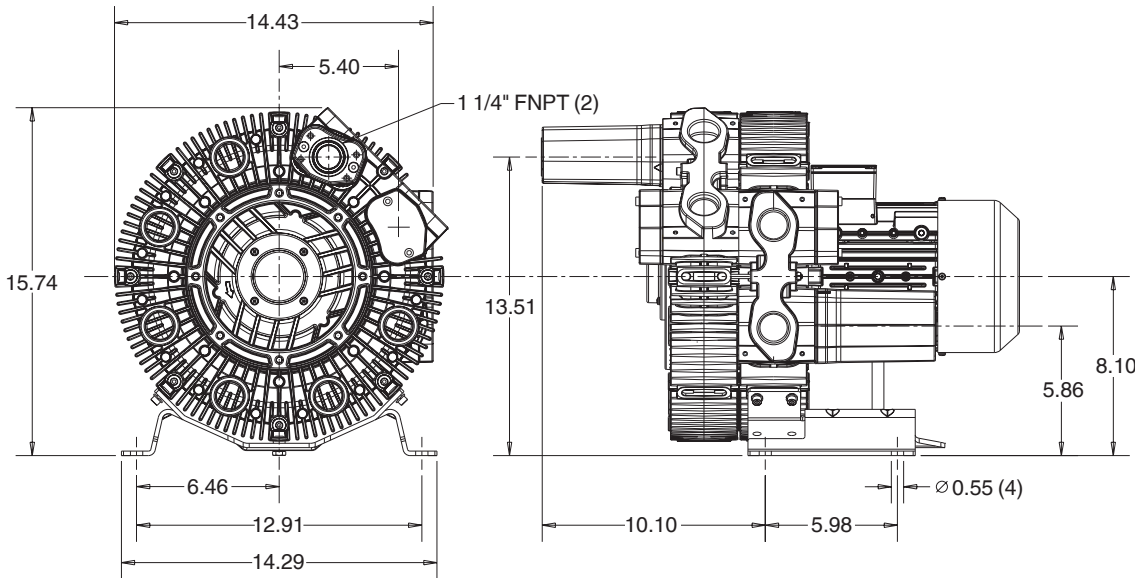
Performance curve for Vacuum pump



Performance curve for Compressor



### Dimensions: (inches)



### Recommended Accessories:

#### Relief valve:

VC51Z (Vacuum)  
PC51Z (Pressure)

#### Filter:

ATF-125-1337  
(Vacuum)  
AFS-20-125-10  
(Pressure)

Specifications subject to change without notice. Please contact factory for specification updates.

### Selection & Ordering Data - Type 3BA7520


Curve No.	Order No.	Fre- quency Hz	Rated power HP	Input voltage		Input current		Permissible total differential pressure		Sound pressure level dB(A)	Weight lbs
				V		A		Vacuum inch H2O	Compressor inch H2O		
<b>3~ 50/60 Hz IP55 insulation material class F</b>											
B 240	3BA7520-0AT26	50	2.95	200D ... 240D	345Y ... 415Y	9.7D	5.6Y	-189	185	64	88
B 241	3BA7520-0AT26	60	3.42	220D ... 250D	415Y ... 460Y	9.0D	5.3Y	-201	181	70	88
B 244	3BA7520-0AT76	50	5.36	200D ... 240D	345Y ... 415Y	15.5D	9.0Y	-201	329	65	112
B 245	3BA7520-0AT76	60	6.17	220D ... 250D	415Y ... 460Y	16.5D	9.5Y	-213	325	71	112

Suitable for 208 Volt Operation

All curves are rated at 14.7 psia and 68° F ambient conditions and are reported in SCFM referenced to 68° F and 14.696 psia sea level conditions. Curve values are nominal, actual performance may vary by up to 10% of the values indicated. For inlet temperatures above approximately 80 °F or for handling gases other than air, please contact your Airtech sales representative for assistance.

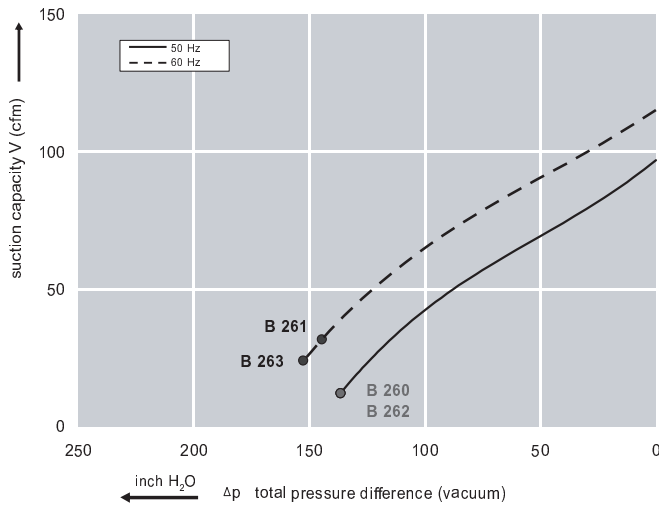


### Features:

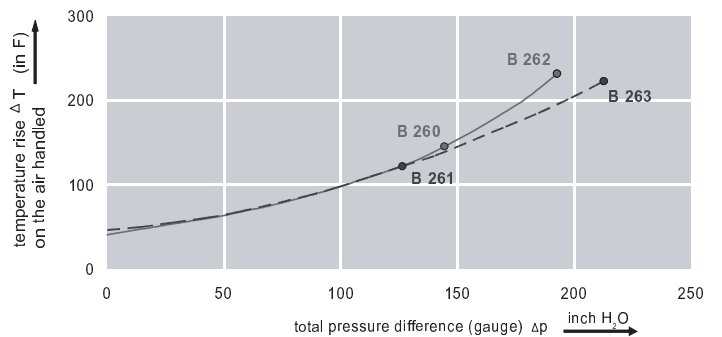
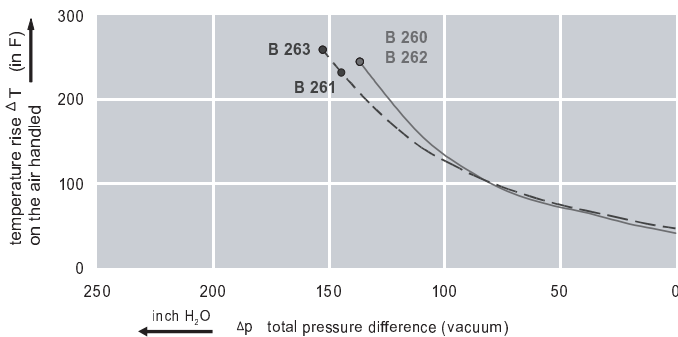
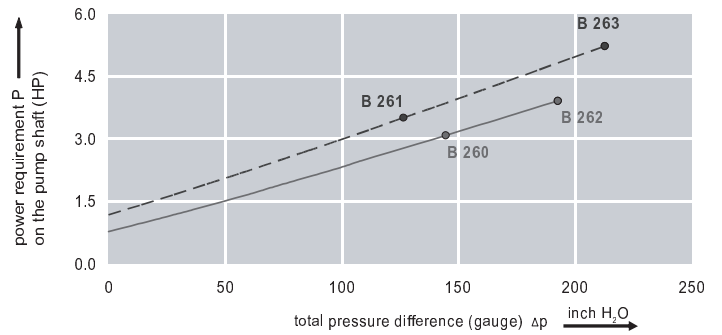
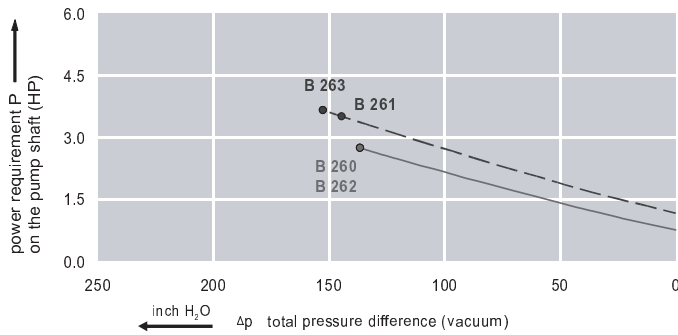
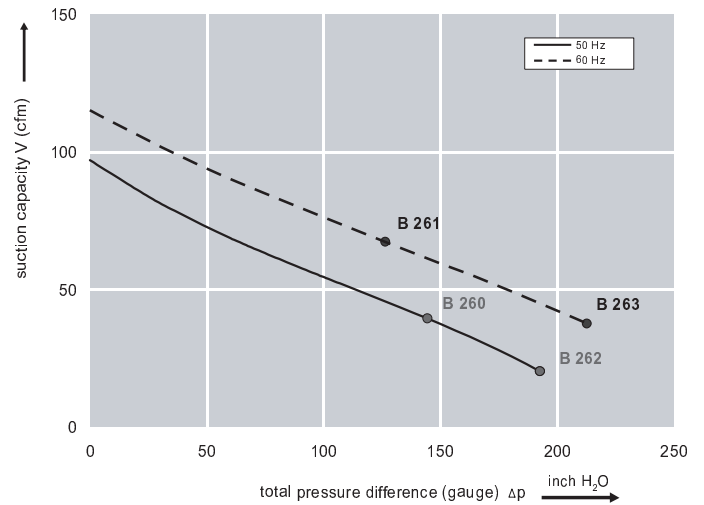


- Cooler running, outboard bearing provides maintenance-free operation
- Environmentally friendly oil-free technology
- Extremely quiet operation
- All motors are standard TEFC with Class F insulation, UL recognized, CE Compliant  
*Explosion-Proof motors available*
- Custom construction blowers are available
- Rugged die cast aluminum construction

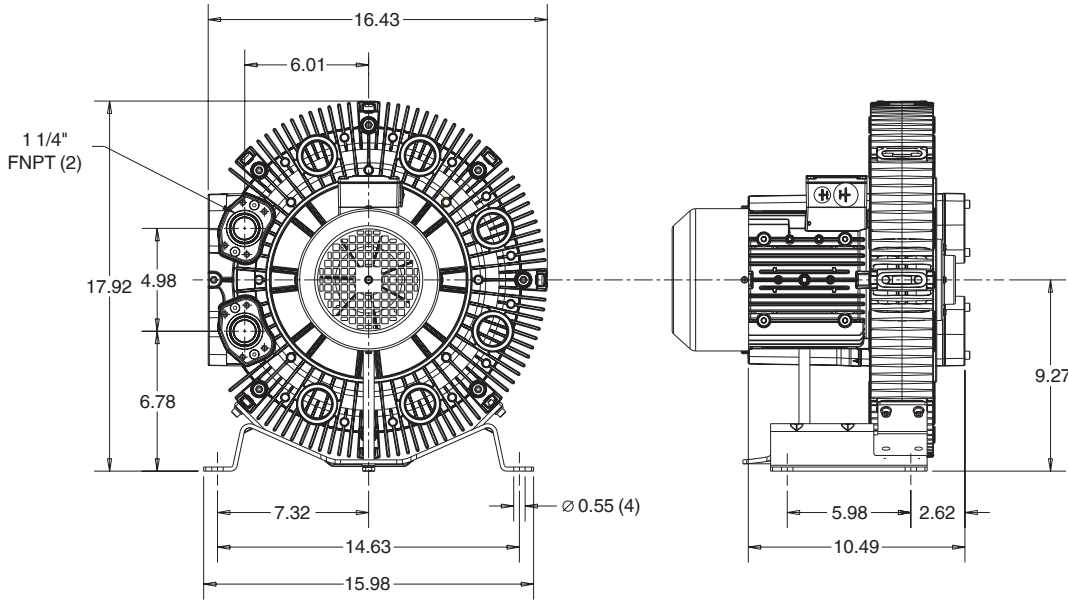
Performance curve for Vacuum pump



Performance curve for Compressor



### Dimensions: (inches)



### Recommended Accessories:

#### Relief valve:

VC51Z (Vacuum)  
PC51Z (Pressure)

#### Filter:

ATF-125-1337  
(Vacuum)  
AFS-20-125-10  
(Pressure)

Specifications subject to change without notice. Please contact factory for specification updates.


### Selection & Ordering Data - Type 3BA7610

Curve No.	Order No.	Fre- quency Hz	Rated power HP	Input voltage		Input current		Permissible total differential pressure		Sound pressure level dB(A)	Weight lbs
				V		A		Vacuum inch H2O	Compressor inch H2O		
<b>3~ 50/60 Hz IP55 insulation material class F</b>											
B 260	3BA7610-0AT16	50	2.95	200D ... 240D	345Y ... 415Y	9.7D	5.6Y	-136	145	65	70
B 261	3BA7610-0AT16	60	3.42	220D ... 250D	415Y ... 460Y	9.0D	5.3Y	-145	126	71	70
B 262	3BA7610-0AT36	50	4.42	200D ... 240D	345Y ... 415Y	13.0D	7.5Y	-136	193	65	77
B 263	3BA7610-0AT36	60	5.09	220D ... 250D	415Y ... 460Y	13.5D	7.8Y	-153	213	71	77

Suitable for 208 Volt Operation

All curves are rated at 14.7 psia and 68°F ambient conditions and are reported in SCFM referenced to 68°F and 14.696 psia sea level conditions. Curve values are nominal, actual performance may vary by up to 10% of the values indicated. For inlet temperatures above approximately 80 °F or for handling gases other than air, please contact your Airtech sales representative for assistance.

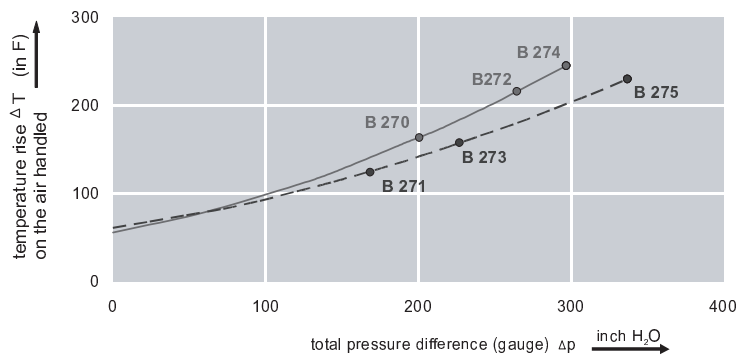
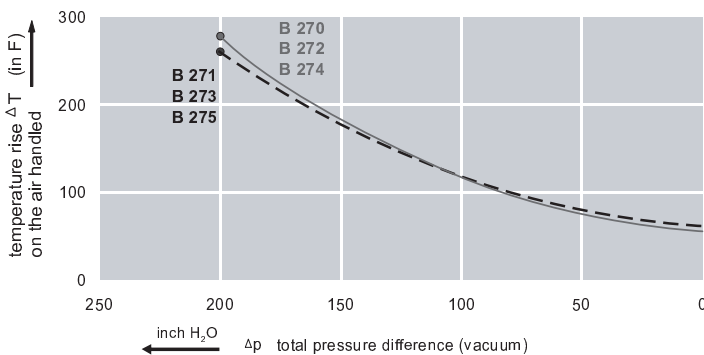
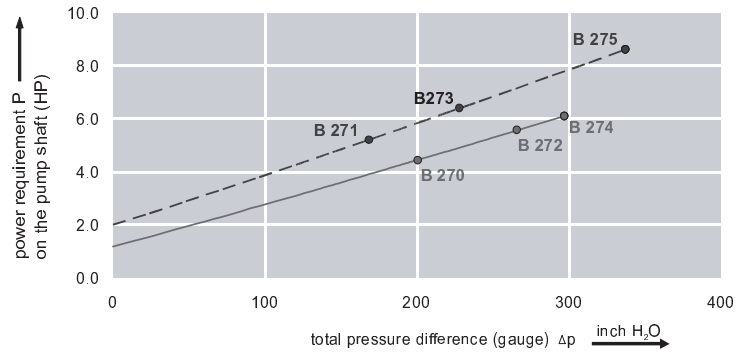
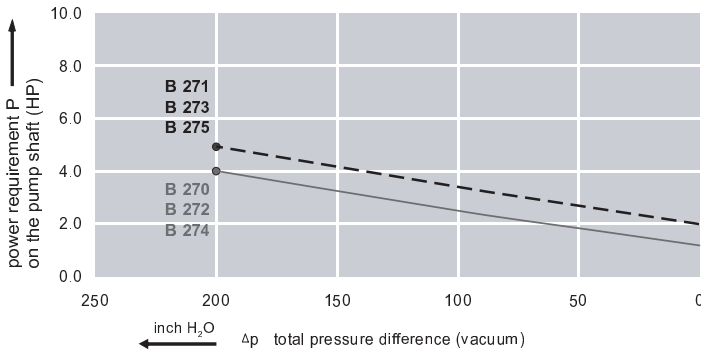
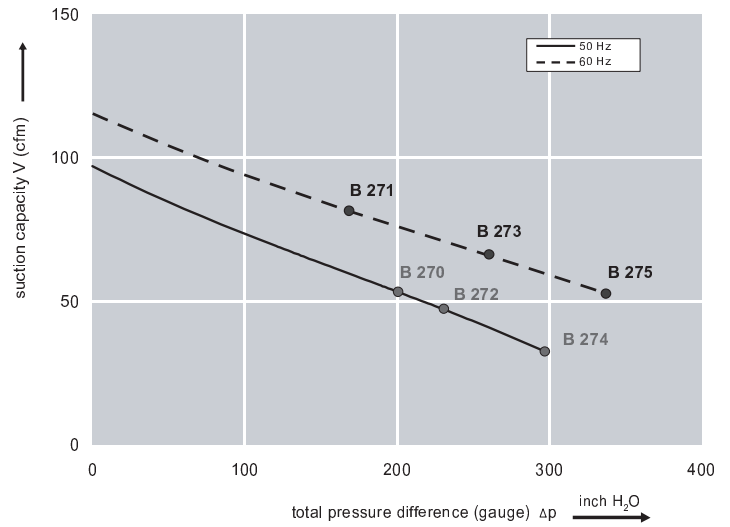
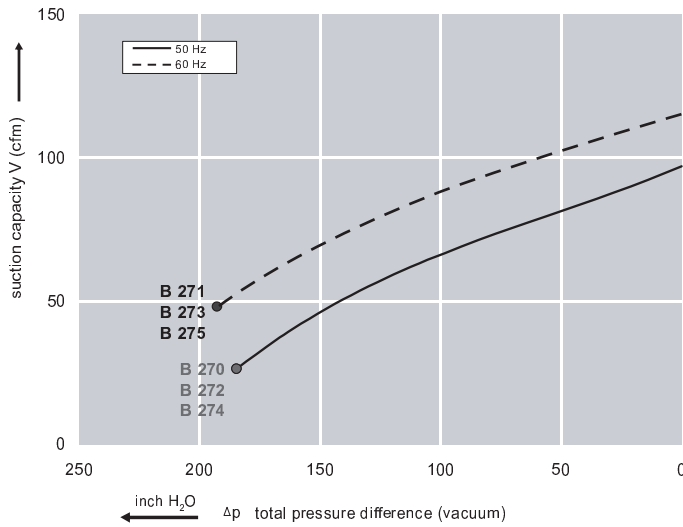
### Features:



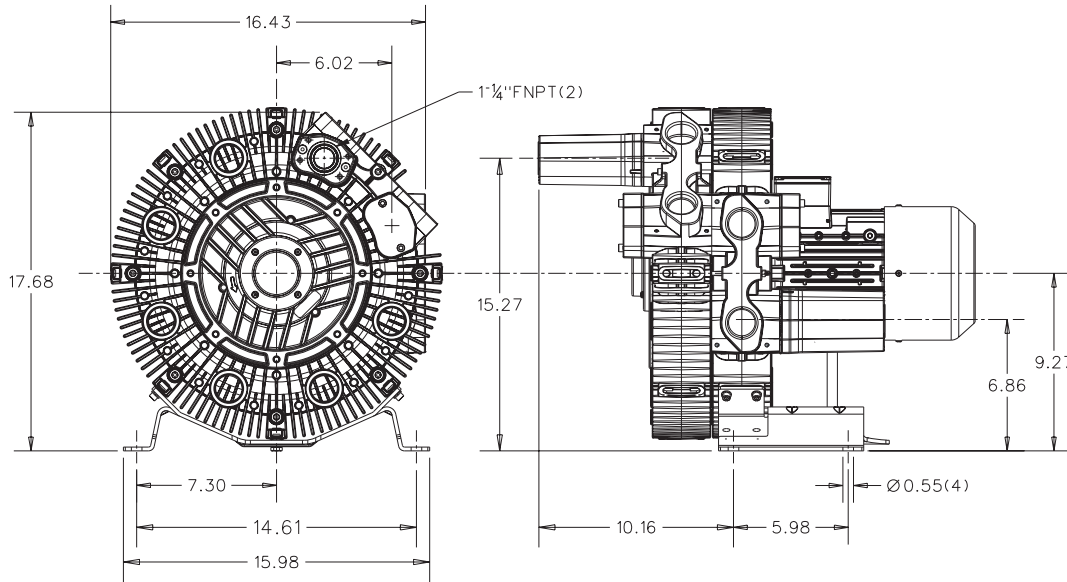
- Cooler running, outboard bearing provides maintenance-free operation
- Environmentally friendly oil-free technology
- Extremely quiet operation
- All motors are standard TEFC with Class F insulation, UL recognized, CE Compliant  
*Explosion-Proof motors available*
- Custom construction blowers are available
- Rugged die cast aluminum construction

Performance curve for Vacuum pump

Performance curve for Compressor



### Dimensions: (inches)



### Recommended Accessories:

#### Relief valve:

VC51Z (Vacuum)  
PC51Z (Pressure)

#### Filter:

ATF-125-1337  
(Vacuum)  
AFS-20-125-10  
(Pressure)

Specifications subject to change without notice. Please contact factory for specification updates.

### Selection & Ordering Data - Type 3BA7620

Curve No.	Order No.	Fre- quency Hz	Rated power HP	Input voltage		Input current A	Permissible total differential pressure		Sound pressure level dB(A)	Weight lbs	
				V			Vacuum inch H2O	Compressor inch H2O			
<b>3~ 50/60 Hz IP55 insulation material class F</b>											
B 270	3BA7620-0AT36	50	4.42	200D ... 240D	345Y ... 415Y	13.0D	7.5Y	-200	201	67	106
B 271	3BA7620-0AT36	60	5.09	220D ... 250D	415Y ... 460Y	13.5D	7.8Y	-200	169	71	106
B 272	3BA7620-0AT46	50	5.4	200D ... 240D	345Y ... 415Y	15.8D	9.1Y	-200	230	67	129
B 273	3BA7620-0AT46	60	6.2	220D ... 250D	415Y ... 460Y	16.3D	9.5Y	-200	260	71	129
B 274	3BA7620-0AT56	50	7.37	200D ... 240D	345Y ... 415Y	19.9 D	11.5Y	-200	297	68	143
B 275	3BA7620-0AT56	60	8.84	220D ... 250D	415Y ... 460Y	22.5D	12.6Y	-200	337	72	143

Suitable for 208 Volt Operation

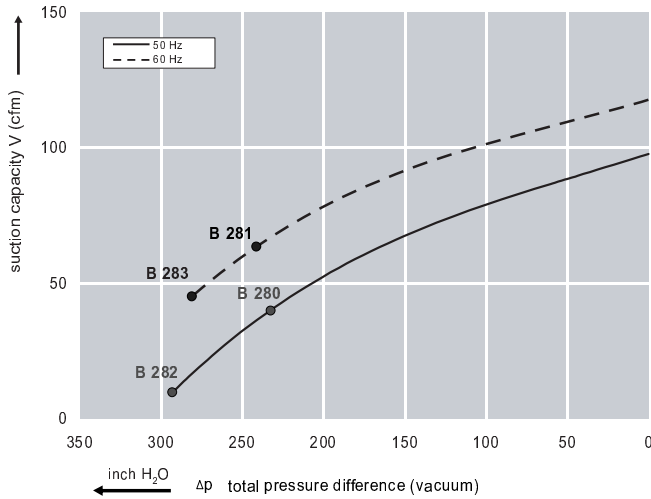
All curves are rated at 14.7 psia and 68°F ambient conditions and are reported in SCFM referenced to 68°F and 14.696 psia sea level conditions. Curve values are nominal, actual performance may vary by up to 10% of the values indicated. For inlet temperatures above approximately 80 °F or for handling gases other than air, please contact your Airtech sales representative for assistance.

### Features:

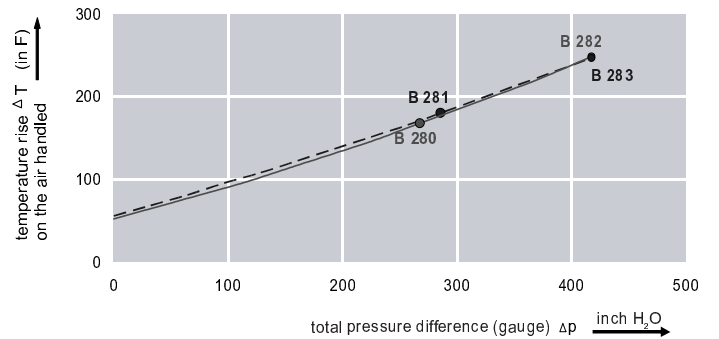
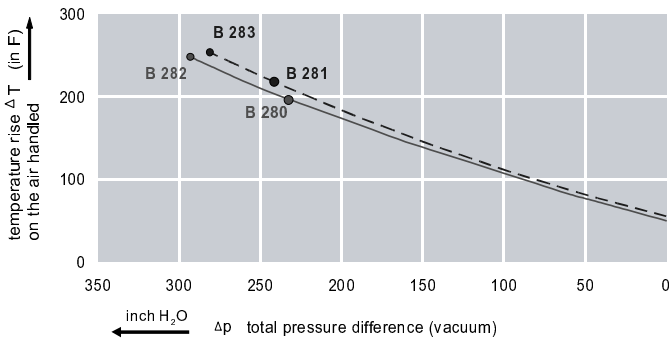
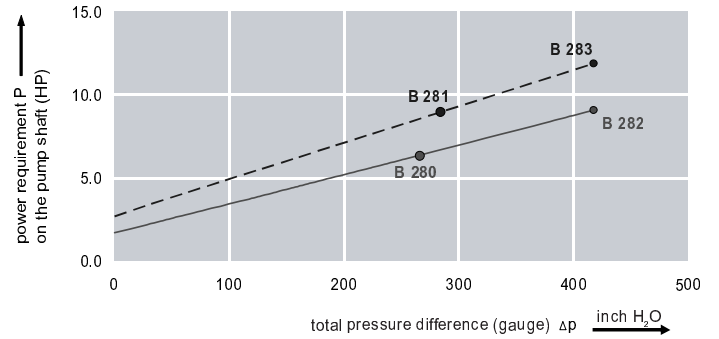
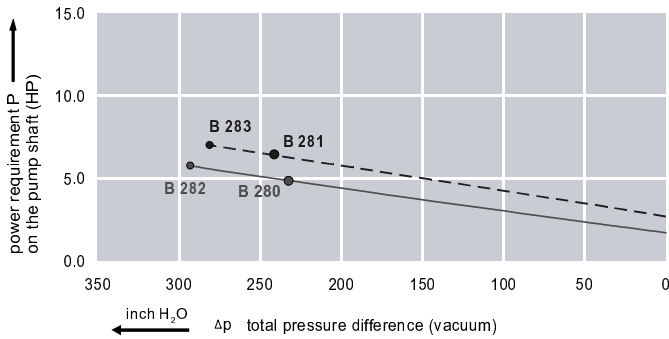
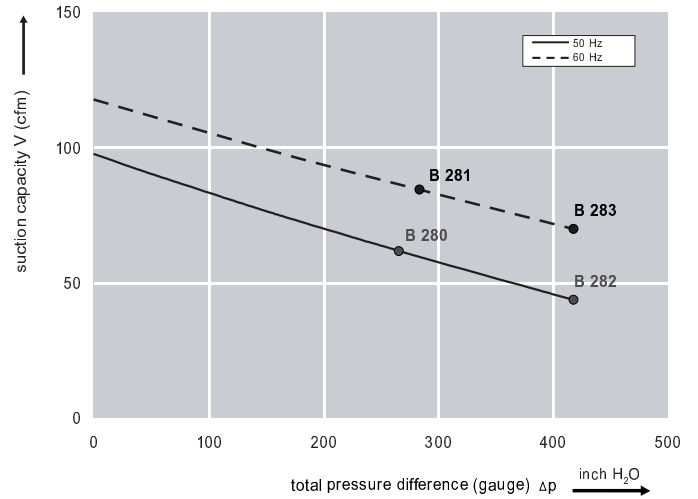


- Cooler running, outboard bearing provides maintenance-free operation
- Environmentally friendly oil-free technology
- Extremely quiet operation
- All motors are standard TEFC with Class F insulation, UL recognized, CE Compliant  
*Explosion-Proof motors available*
- Custom construction blowers are available
- Rugged die cast aluminum construction

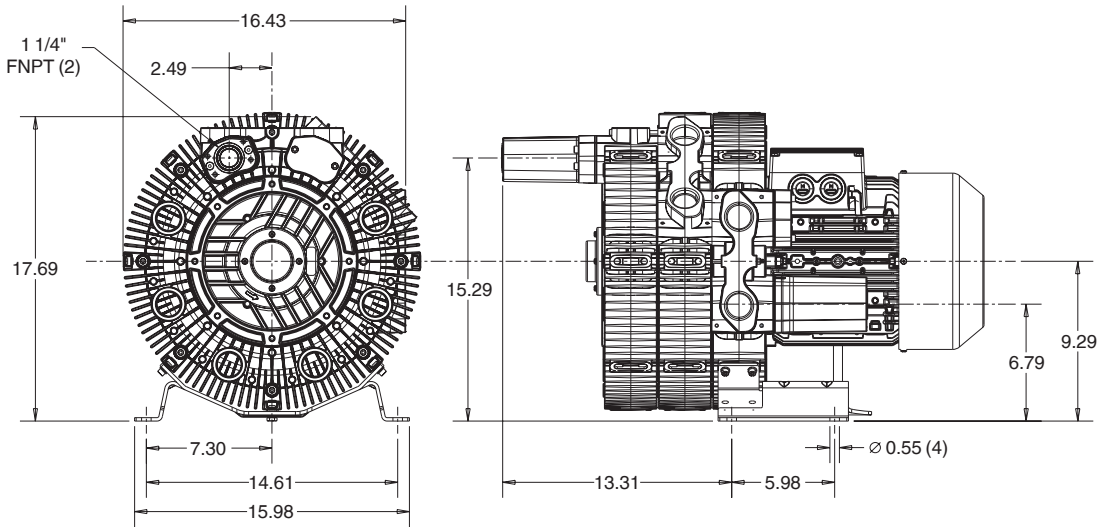
Performance curve for Vacuum pump



Performance curve for Compressor



### Dimensions: (inches)



### Recommended Accessories:

#### Relief valve:

VC51Z (Vacuum)  
PC51Z (Pressure)

#### Filter:

ATF-125-1337  
(Vacuum)  
AFS-20-125-10  
(Pressure)

Specifications subject to change without notice. Please contact factory for specification updates.

### Selection & Ordering Data - Type 3BA7630

Curve No.	Order No.	Fre- quency Hz	Rated power HP	Input voltage		Input current A	Permissible total differential pressure		Sound pressure level dB(A)	Weight lbs	
				V			Vacuum inch H2O	Compressor inch H2O			
<b>3~ 50/60 Hz IP55 insulation material class F</b>											
B 280	3BA7630-0AT56	50	7.4	200D ... 240D	345Y ... 415Y	19.9D	11.5Y	-237	265	72	189
B 281	3BA7630-0AT56	60	8.4	220D ... 250D	415Y ... 460Y	21.0D	12.0Y	-241	281	76	189
B 282	3BA7630-0AT66	50	10.05	200D ... 240D	345Y ... 415Y	29.0D	16.7Y	-293	418	72	189
B 283	3BA7630-0AT66	60	11.52	220D ... 250D	415Y ... 460Y	27.5D	15.0Y	-281	418	76	189

Suitable for 208 Volt Operation

All curves are rated at 14.7 psia and 68° F ambient conditions and are reported in SCFM referenced to 68° F and 14.696 psia sea level conditions. Curve values are nominal, actual performance may vary by up to 10% of the values indicated. For inlet temperatures above approximately 80 °F or for handling gases other than air, please contact your Airtech sales representative for assistance.