


QT Series




QT Series

QT Pro 5-15 | QT Max 5-15 | QT-54

QT Series— Tough Inside and Out

- 1 Optimum Strength**
Aluminum head for strength and optimum heat dissipation.
- 2 Pressure Relief**
ASME-code interstage pressure relief valves.
- 3 Positive Sealing Integrity**
Graphite cylinder and head gaskets for positive sealing integrity.
- 4 High Efficiency**
Cast-iron cylinders maintain rigid tolerances for high efficiency.
- 5 Extended Piston Life**
Industrial-class bearings ensure long operating life.
- 6 Low Oil Temperature**
Extra-capacity oil reservoir assures low oil temperature.
- 7 Durable Construction**
Cast-iron construction for dependability and smooth operation.



- 8 Built-In Compressor Protection**
Two-piece connecting rods make service easier.
- 9 Maximum Performance**
High-efficiency fin and tube intercooler reduces inter-stage air temperature for maximum performance and increased valve life.
- 10 Trouble-Free Operation**
Balanced counter-weighted crankshaft assures smooth, trouble-free operation.
- 11 Minimized Downtime**
Fan type cast-iron flywheel delivers a powerful flow of air across the intercooler, cylinder and heads for effective unit cooling and smooth operation.
- 12 Maximized Strength**
Valve design provides the highest volumetric efficiency in the marketplace, using stainless-steel valves for maximum strength.

QT Basic Compressors

Model	Typical HP Range	Bore LP inches	Stroke inches	Number of Cyl.	Min. RPM	*ACFM @175 PSIG @ Min. RPM	Max. RPM	ACFM @175 PSIG @ Max. RPM	Shipping Weight
QT-54	5	2.75	2.00	V4	550	6.40	1420	15.2	135
QT-5	5	4.00	3.00	2	400	7.00	1060	17.2	140
QT-7.5	7.5	4.50	3.00	2	500	11.20	1080	22.6	150
QT-10	10	5.00	3.50	2	550	19.00	1000	35	220
QT-15	15	4.50	3.50	V4	600	32.10	1150	51	365



Powerful Performance

The Quincy QT reciprocating piston air compressor is more than just your typical splash-lubricated two-stage. The highly efficient, robust QT delivers more air (CFM) per brake horsepower while consuming less energy. We use cast-iron where it's needed for strength and durability, and aluminum where it's needed for optimum cooling and long life. A Quincy compressor may cost you a little more up front, but over time, the long lasting performance will save you money.

What Makes it a Quincy?

Compressor Head, Gaskets and Valves

- Aluminum head for cooler operating temperatures and longer life.
- Graphite cylinder and head gaskets for positive sealing and improved performance.
- Stainless-steel, corrosion resistant reed valves with controlled lift for maximum efficiency.

Interstage Intercooler

- Finned-copper-tubed intercooler dissipates excess heat from the first stage of compression to the second-stage, helping to eliminate carbon build up in the head and increase valve life.

Flywheel

- Large, balanced cast-iron flywheel for smoother operation, angled for maximum cooling across the compressor for longer life.

Rings

- High performance, automotive-style rings allow less than 6 PPM oil carryover.

Crankshaft

- Balanced counter-weighted crankshaft for smooth, trouble-free operation.

Construction

- Cast-iron cylinder, flywheel, and crankcase for dependability.
- The extra-capacity oil reservoir assures low oil temperatures for lasting performance.

Superior Components

Quincy packs a one-two punch when comparing components to lower priced compressors. We feature IEC magnetic starters, premium motors, high quality pressure switches, metal automotive style filter/silencers, and a manual ball valve-style tank drain.



QT-7.5 Vertical
with a Magnetic Starter

Premium Features

QT Compressor Features

- Splash Lubricated Two-Stage
- Cast-iron Crankcase, Cylinders and Flywheel
- Stainless-Steel Reed Valves with Valve Bumpers
- Ductile Iron, Double Throw Crankshaft
- Industrial Ball Bearings
- Two-Piece Aluminum Connecting Rods
- Fin and Tube Intercooler
- Sight Glass Oil Gauge on QT-5, QT-7.5 and QT-10
- Bayonet Type Oil Gauge - QT-15; QT-54
- Automotive Style Inlet Filter/Silencer
- One-Year Warranty Standard

QT Unit Features

- Slow Speed Open Drip Proof Motors; 200, 230, 460 or 575 Volt (QT-5 through QT-15)
- 200 PSIG-Rated ASME/CRN-Coded Receiver
- ASME-Coded Relief Valves in the Inter-stage, Discharge Line and Receiver Tank
- Tank Pressure Gauge
- Service Valve
- Pressure Switch on Electric Models
- Loadless Auto-Stop/Start Controls
- 200, 230, 460, 575 Volt Full Voltage Magnetic Starters^{***}
- Single Source Duplex Control Panels on Duplex Units[†]
- Kohler, Honda and Diesel Engines
- OSHA Complaint Totally Enclosed Belt Guard
- UL Listed and CSA certified electrical components
- Manual Ball Valve Tank Draint
- Factory Fill of Quin-Cip Lubricant
- One-Year Warranty Standard
- Optional NO BULL Warranty 3-Year Pump/
2-Year Package Warranty

QT Optional Configured Features

- Totally Enclosed Fan Cooled Motors (TEFC)
- NEMA 4
- California Code 462L OSHA Approval
- Air Cooled Aftercoolers*
- Automatic Tank Drain*
- Vibration Isolators on Horizontal Models*
- Simplex Control Panel
- Dual Power Source Duplex Control Panel
- Low Oil Level Switch*
- Dual Controls (Standard on 15 hp Pro and Standard 10-15 hp Max Units)
- Optional Tank Sizes
- Base Mounted Units

*included on Max models

†included on Pro models

**Combination Pressure Switch/Starter or Magnetic Starter on QT-5 230-Volt Single-Phase



Combination Pressure Switch/Starter



QT-5 Pro Package with Pressure Switch



QT-54



Manufactured in Bay Minette, Alabama
Performance You Demand.
Reliability You Trust.

Quincy QT Model Information

HP	Phase	Volt	Unit	Tank	Tank Size (Gal)	ACFM @175 PSIG	RPM	Splash Lubricated Model	QT Pro Part Number	QT Max Part Number	Approx Ship Wt. (lbs.)	LxWxH (In)
			Configuration									
5	1	230	Simplex	Vertical	60	15.2	1310	QT-54	2V41C60VC	N/A	475	29x21x64
5	1	230	Simplex	Vertical	80	15.2	1310	QT-54	2V41C80VC	N/A	515	37x24x74
5	1	230	Simplex	Vertical	80	17.2	942	QT-5	251CP80VCB	N/A	680	37x24x74
				Horizontal					251CP80HCB	N/A	660	70x23x47
5	1	230	Simplex	Vertical	80	17.2	942	QT-5	251CS80VCB	251C80VCBM	680	37x24x74
				Horizontal					251CS80HCB	251C80HCBM	660	70x23x47
			Duplex	Horizontal	80	17.2 (x2)	942	QT-5 (x2)	251CC80DC	251C80DCM	920	69x24x46
				Horizontal	80	17.2 (x2)	942	QT-5 (x2)	253DS80VCB23	253D80VCB23M	680	37x24x74
5	3	230	Simplex	Vertical	80	17.2	942	QT-5	253DS80VCB23	253D80VCB23M	680	37x24x74
				Horizontal					253DS80HCB23	253D80HCB23M	660	70x23x47
5	3	230	Duplex	Horizontal	80	17.2 (x2)	942	QT-5 (x2)	253DC80DC23	253D80DC23M	920	69x24x46
				Horizontal	80	17.2 (x2)	942	QT-5 (x2)	271CS80VCB	271C80VCBM	720	37x24x74
7.5	1	230	Simplex	Vertical	80	22.6	1026	QT-7.5	271CS80VCB	271C80VCBM	720	37x24x74
				Horizontal					271CS80HCB	271C80HCBM	740	70x23x47
7.5	1	230	Duplex	Horizontal	120	22.6 (x2)	1026	QT-7.5 (x2)	271CC12DC	271C12DCM	1078	78x28x55
				Horizontal	120	22.6 (x2)	1026	QT-7.5 (x2)	273DS80VCB23	273D80VCB23M	720	37x24x74
7.5	3	230	Simplex	Vertical	80	22.6	1026	QT-7.5	273DS80VCB23	273D80VCB23M	720	37x24x74
				Horizontal					273DS80HCB23	273D80HCB23M	740	70x23x47
7.5	3	230	Duplex	Horizontal	120	22.6 (x2)	1026	QT-7.5 (x2)	273DC12DC23	273D12DC23M	1078	78x28x55
				Horizontal	120	22.6 (x2)	1026	QT-7.5 (x2)	2103DS12VCB23	2103D12VCB23M	1000	40x30x75
10	3	230	Simplex	Vertical	120	35	968	QT-10	2103DS12VCB23	2103D12VCB23M	1000	40x30x75
				Horizontal					2103DS12HCB23	2103D12HCB23M	850	78x28x55
10	3	230	Duplex	Horizontal	200	35 (x2)	968	QT-10 (2x)	2103DC20DC23	2103D20DC23M	1660	106x30x64
				Horizontal	120	51	923	QT-15	2153DS12HCA23	2153D12HCA23M	995	78x28x55
15	3	230	Simplex	Horizontal	120	51	923	QT-15	2153DS12HCA23	2153D12HCA23M	995	78x28x55
				Duplex	Horizontal	200	51 (x2)	923	QT-15 (x2)	2153DC20DC23	2153D20DC23M	1900

QT is available in five splash lubricated two-stage models from 5 hp to 15 hp. The 230-volt single-phase and three-phase Pro and Max part numbers are listed on the chart above. All Pro and Max part numbers are voltage specific. See your Quincy Compressor distributor for additional voltages and part numbers. The QT-5 is also available as a Pro Plus option. This offers all the amenities as the Max without the LOL switch.



QT Pro Package 5-15 hp

- ODP Motor
- Motor Overload Protection
- Ball Valve Tank Drain
- Automatic Start/Stop 5 to 10 hp
- Dual Control on 15 hp
- NO BULL Warranty Available


QT Pro Plus Package 5 hp only

- ODP Slow Speed Motor
- Motor Overload Protection
- Automatic Tank Drain
- Automatic Start/Stop 5 to 7.5 hp
- Dual Control on 10-15 hp
- Low Oil Level Shutdown
- NO BULL Warranty Available


QT Max Package 5-15 hp

- ODP Slow Speed Motor
- Motor Overload Protection
- Automatic Tank Drain
- Automatic Start/Stop 5 to 7.5 hp
- Dual Control on 10-15 hp
- Low Oil Level Shutdown
- Air Cooled Aftercooler
- NO BULL Warranty Available

MAX Units Include:



Air-cooled aftercooler



Low oil level switch and magnetic starter/panel



QT MAX Unit Package / QT-10 Vertical

Engine Driven

QT engine driven models are available with a gasoline Honda or Kohler engine or a diesel engine. Honda and Kohler engines are electric and pull start. Diesel engine is electric start only. Battery and cables not included.

Fuel Type	HP	Engine Brand	Tank Configuration	Tank Size (Gal)	Splash Lubricated Model	ACFM @ 175 psig	RPM	Part Number	LxWxH (In)	Approx Ship Wt. (lbs.)
Diesel	10	Diesel	Horizontal	30	QT-7.5	22.0	990	D207Y30HC	42x21x40	550
	11				QT-5	18.7	1060	G211H30HCB		515
Gas	13	Honda			QT-7.5	23.6	1060	G213H30HCB		515
	14	Kohler			QT-7.5	23.6	1060	G214K30HCD		502



QT-7.5 with Kohler Engine



Maintain Your Equipment with Genuine Quincy Parts and Lubricants

Quin-Cip and Quin-Cip D premium-quality lubricants protect against high temperatures and extend equipment life by reducing frictional wear on compressor bearings and cylinders. The polyester washable air filter element on the QT-5 through QT-15 is 99% efficient at 1 Micron. Regular use of Quincy genuine parts and lubricants add years to the life of your compressor.



EWK Kit - 3 / Quin-Cip D

Get the Qniverse app for your Quincy Compressor and compressed air system needs.

- View and manage your compressor warranty registrations
- Log maintenance, access parts book and manual on your mobile device
- Find your local parts and service provider



Scan to download the Qniverse App



Compressor Selection

Before purchasing a compressor you need to know the CFM requirement of all the tools that will be running at one time, maximum PSI and electrical characteristics if applicable.


Tool Guide	Average CFM @ 90 PSI ***
Brad Nailer	2
Framing Nailer	3
3/8" Impact Wrench	2.5 to 4
1/2" Impact Wrench	4 to 5
1" Impact Wrench	10
Drill	3 to 6
3/8" Air Ratchet	4.5 to 5
Grease Gun	4
Nibbler	4
Mini Die Grinder	4 to 6
Air Hammer	6
Air Reciprocating Saw	7
Paint Spray Gun	7 to 9
Angle Polisher	8
Orbital Sander	6 to 9
Straight Line Air Sander	8

****Note:** See tool manufacturer for exact CFM and PSI requirements. CFM- Cubic Feet per minute. The volume of air measuring the compressor's capacity or the amount of air the compressor will deliver. PSI- Pounds per square inch. This is the measurement of pressure or the force contained in the compressed air.

Quincy recommends you allow 20-25% for additional tools, future growth and/or the possible air leaks downstream from your compressor. If a compressor is undersized your tools will not function properly. Electric motors are designed for 6-8 starts and stops an hour.

At Quincy, Your Safety is Our Priority

Safety comes first in everything we do. Quincy two-stage compressor units have three ASME code relief valves to keep you safe – one each in the compressor head, discharge line, and tank. All external wiring is wrapped in heavy-duty flexible conduit (excluding 2V41C60VC).



ASME code relief valve



Heavy-duty flexible conduit



QT-10 Pro Horizontal

QT-10 Max Vertical

Quincy Refrigerated Air Dryers

Quincy refrigerated air dryers allow plant equipment to run efficiently, and process more reliably, by providing the cleanest compressed air utility possible. Payback starts immediately upon start up.

- High-temp dryers
- Cycling & non-cycling designs
- Environmentally friendly refrigerant
- Two-valve balanced system on all units
- High performance heat exchangers
- Easy access, powder-coated cabinets
- Fully instrumented



QPNC-Small Dryer



QRHT-50 Dryer

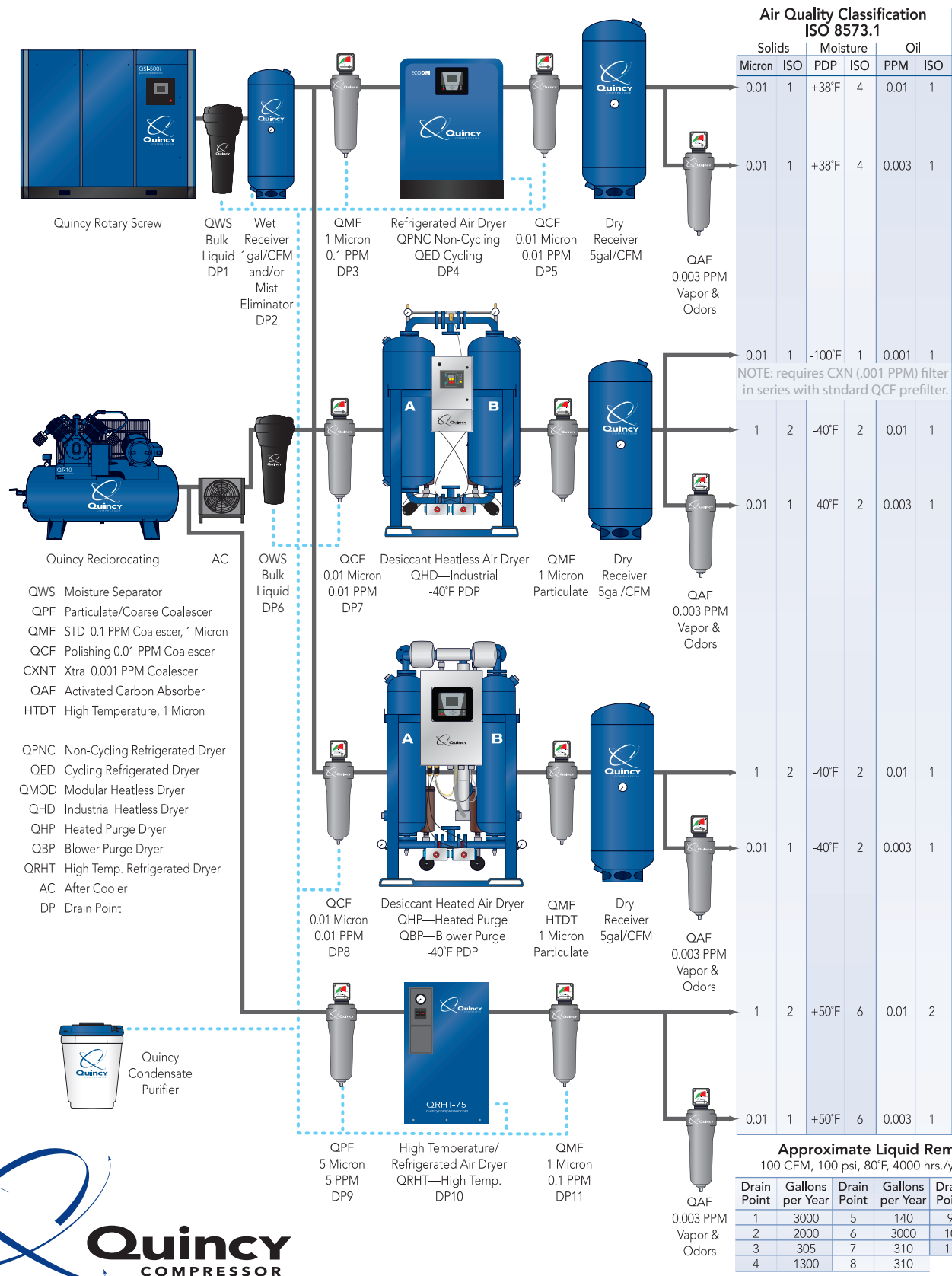
AIRnet Premium Piping

AIRnet can be installed three times faster than conventional pipe, greatly reducing installation costs. All pipe can be cut to size with an AIRnet tube cutter. Ranging in sizes 3/4", 1", 2", 2 1/2", 3", 4" and 6". AIRnet "push-and-twist" engineered polymer fittings provide leak-free alignment. Diameters up to one inch can be hand tightened. Larger diameters are tightened with a spanner wrench. Plus, AIRnet comes with a 10-year guarantee on fittings and pipes against any damage resulting from material defects.

- Watertight; resistant to four times working pressure (764 PSI)
- Thermo tested according to ISO 580-1973
- Vibration tested for 3 million cycles at different amplitudes and frequencies
- Approved for outdoor installation
- 500,000 cycle pressure pulsation test with impulse pressure variation from 0 to 1.5 times design pressure



Compressed Air Systems Best Practice



Performance You Demand. Reliability You Trust.™

701 N. Dobson Avenue | Bay Minette, AL 36507
 Phone 251.937.5900 | Fax 251.937.0872
 Email: info@quincycompressor.com | QuincyCompressor.com