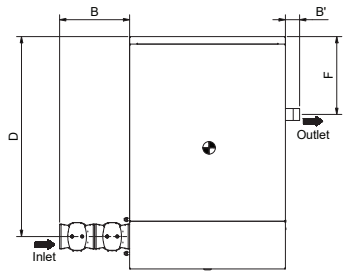
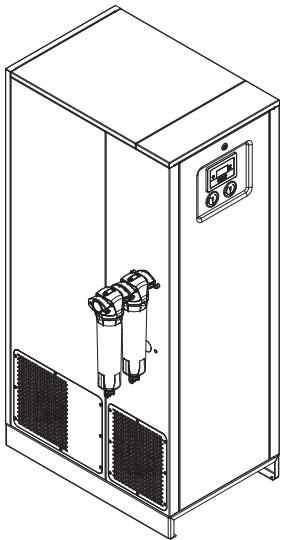
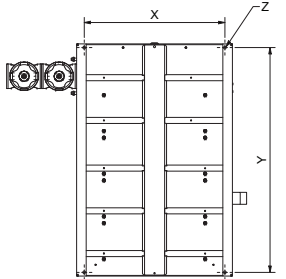
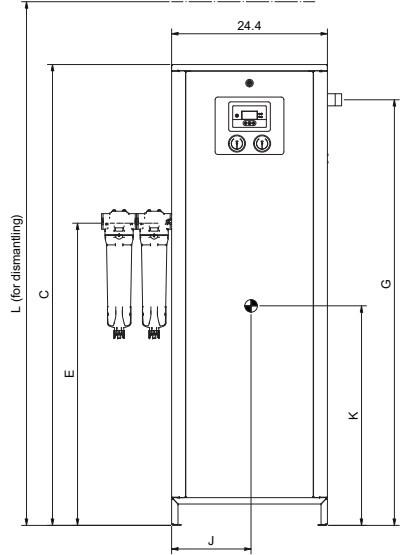
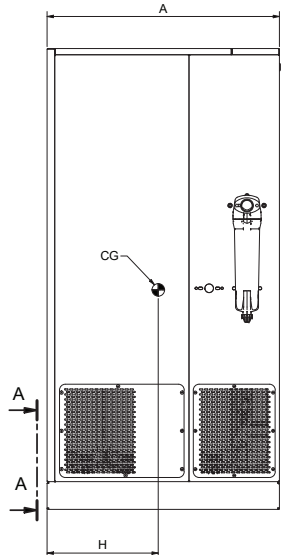


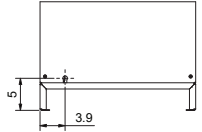
1. It is recommended to specify a 1/2" clearance with the equipment of the full of hardware & accessories



Dryer	PDP	CFM	l/s	Size	Filter size	Mass	In-Out	A	B	B'	C	D	E	F	G	H	J	K	L	X	Y	ØZ
QCMD 45	-40 °C (-40°F)	45	21	S2	5	227 lbs	NPT1/2" - NPT1/2"	15.51	5.51	2.22	47.44	4.33	34.65	4.53	35.24	6.93	12.32	22.68	53.35	22.05	14.17	0.35
QCMD 65	-40 °C (-40°F)	65	31.5	S3	6	227 lbs	NPT1/2" - NPT1/2"	15.51	10	2.22	47.44	4.33	34.65	4.53	35.24	6.93	12.32	22.68	53.35	22.05	14.17	0.35
QCMD 90	-40 °C (-40°F)	90	42	S4	8	247 lbs	NPT1" - NPT1"	15.51	10	2.22	47.44	4.33	34.65	4.53	41.93	6.46	12.24	24.09	61.89	22.05	14.17	0.35
QCMD110	-40 °C (-40°F)	110	52.5	S5	8	292 lbs	NPT1" - NPT1"	15.51	10	2.22	58.86	4.33	34.65	4.53	49.02	6.34	12.28	28.82	71.14	22.05	14.17	0.35
QCMD135	-40 °C (-40°F)	135	63	S6	10	320 lbs	NPT1" - NPT1"	15.51	10	2.22	58.86	4.33	34.65	4.53	54.92	6.26	12.32	30.2	88.66	22.05	14.17	0.35
QCMD180	-40 °C (-40°F)	180	84	S8	10	377 lbs	NPT1" - NPT1"	15.51	10	2.22	72.24	4.33	34.65	4.53	66.73	6.26	12.24	36.14	106.38	22.05	14.17	0.35
QCMD220	-40 °C (-40°F)	220	105	D5	12	495 lbs	NPT1 1/2" - NPT1 1/2"	22.20	11.02	2.22	58.86	16.96	34.65	4.53	49.02	9.65	12.28	28.31	75.67	22.05	20.87	0.35
QCMD265	-40 °C (-40°F)	265	126	D6	12	539 lbs	NPT1 1/2" - NPT1 1/2"	22.20	11.02	2.22	58.86	16.97	34.65	4.53	54.92	9.49	12.4	30.24	88.66	22.05	20.87	0.35
QCMD355	-40 °C (-40°F)	355	168	D8	12	637 lbs	NPT1 1/2" - NPT1 1/2"	22.20	11.02	2.22	72.24	16.97	34.65	4.53	66.73	10.04	12.48	35.94	106.38	22.05	20.87	0.35
QCMD400	-40 °C (-40°F)	400	189	T6	12	766 lbs	NPT1 1/2" - NPT1 1/2"	28.90	11.02	2.22	58.86	23.66	34.65	11.22	54.92	12.76	12.52	29.72	88.66	22.05	27.56	0.35
QCMD535	-40 °C (-40°F)	535	252	T8	14	901 lbs	NPT2" - NPT2"	28.90	13.38	2.22	72.24	23.66	34.65	11.22	66.73	13.35	12.52	35.08	106.38	22.05	27.56	0.35
QCMD690	-40 °C (-40°F)	690	325	Q8	14	1158 lbs	NPT2" - NPT2"	36.57	13.38	2.22	72.24	31.34	47.64	12.20	66.73	16.69	12.48	35.79	106.38	22.05	35.24	0.35



POWER SUPPLY A-A



NOTE:  
- All dimensions in inches, unless otherwise stated

STANDARD CLASS									
Name	DIMENS. DRWG	QCMD		Confidentiality Class					
Material	See Drawing			BIV					
Treatment	Not Applicable								
Scale	1:10	Family		Compare		Drawn by	INEEXTyp	Blank set	
Version	01	Version	01	kg	N/A	Replaces		API	
Drawn by	WorkInProgress	Checked		Approved		Date	27-01-2022	9829529891-02	

CONFIDENTIAL: This document contains proprietary information and is not to be distributed or used for any other purpose without the express written permission of the manufacturer.

1	Ed	Posi- tion	Modified from	Date	Intr./Appl.

9829529891-M1	01
Parent 3D model	Ed. Version 3D