

## Specification

### General

The Powerex Scroll tank mounted system is designed to provide clean, dry air for industrial applications where the quality of the compressed air is critical. This package shall have V-belt drive/s, OSHA compliant beltguard/s, safety relief valve, check valve/s, pressure gauge and pressure switch/s.

### Air Compressor System

The package shall include one or two oil-less scroll air compressor and associated equipment, one ASME tank, and one optional magnetic starter/alternating control panel. The only field connections required will be system discharge, power connection at the control panel and dryer, and condensate drain connection. The dryer and electric drain require standard 115V outlet. All interconnecting piping and wiring shall be included and operationally tested prior to shipment. A refrigerated air dryer system is optional.

### Oilless Scroll Compressor Pump

The compressor/s shall be belt driven oil-less rotary scroll single stage, air-cooled oil-less construction with absolutely no oil needed for operation. The rotary design shall not require any inlet or exhaust valves and shall be rated for 100% continuous duty. Direct drive compressors shall not be used. Tip seals shall be of a composite PTFE material and be rated for 10,000 hours operation or 5,000 hours if high pressure. Compressor bearings shall be external to the air compression chamber and shall all be serviceable for extended compressor life. Bearing maintenance shall not be required until 10,000 run hours. Compressors with bearings that are not accessible for service have a limited life span and shall not be accepted. Compressors shall have an integral radial flow fan for cooling and shall not require and additional electrical cooling fans. Each compressor shall have an air-cooled aftercooler.

### Motor

Each compressor shall be belt driven by a 1750 RPM, ODP NEMA construction motor. OSHA approved belt guards shall be provided. Motor shall not operate in the service factor. Optional motors include TEFC.

### Motor Slide Base

Maintenance feature designed for easy adjustment of belt tension from the motor side on the basemount assembly.

- Robust single screw linear belt tension adjustment
- Custom compact design

### Air Receiver

The system shall include an ASME rated air receiver, rated for 200 PSI MAWP. The tank shall be equipped with a pressure gauge, safety relief valve, discharge shut-off valve, and manual tank drain.

Optional drain valves include: 1) 115V "No-loss" type automatic tank drain, 2) 115V automatic solenoid timer drain, or 3) automatic float style drain.

### Air-cooled Aftercooler

Air-cooled aftercoolers shall be provided for each compressor and shall be sized to provide an approach temperature of 20°F. Each unit shall be constructed of copper tubing and shall be installed on the tank.

### Air Filter

The standard inlet filter screens directly into the pump inlet and is a pleated element. Optional items include threaded inlet housings for remote piping.

### Optional Control Panel

#### *Simplex*

The system shall include a UL listed magnetic starter in a NEMA 1 enclosure with full voltage motor starter with overload protection.

#### *Duplex*

The system shall include a UL listed magnetic starter in a NEMA 1 enclosure with full voltage motor starter with overload protection, an alternator, 120 volt transformer, fused primary and secondary circuits, elapsed time indicators, and maintenance switch (left/auto/right). Control panels shall be UL 508A listed and labeled.

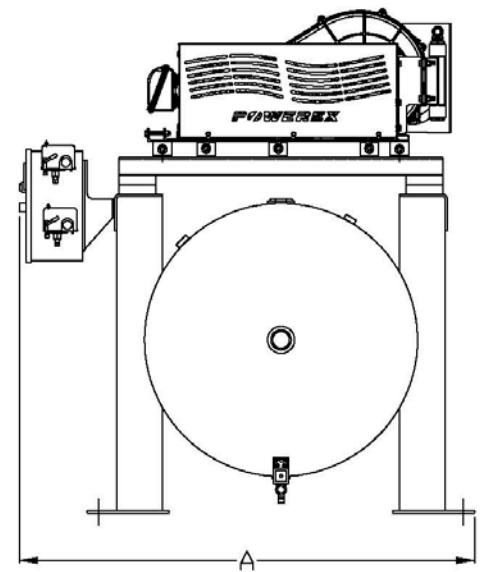
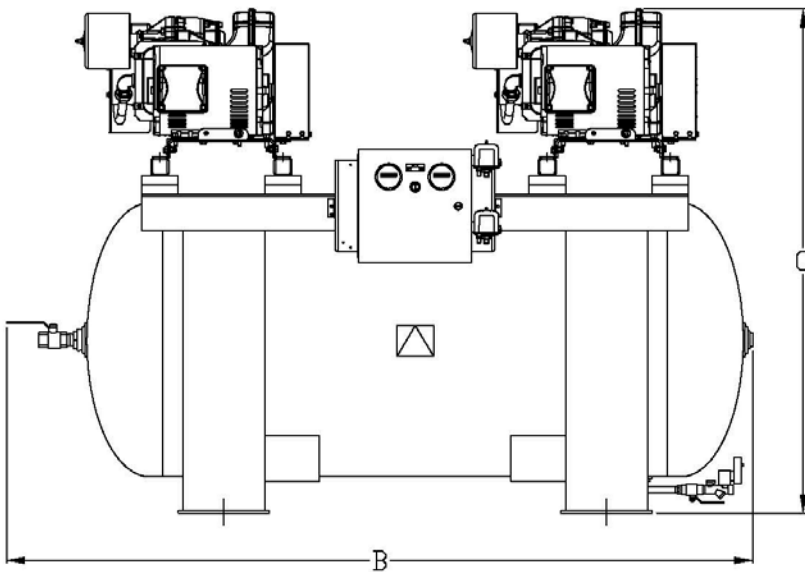
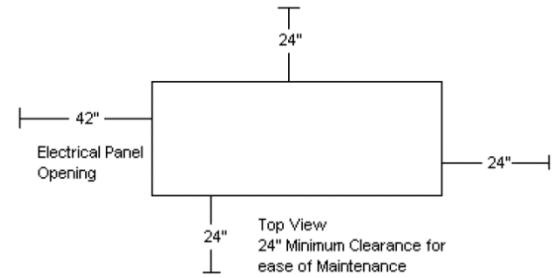
### Optional Refrigerant Air Dryer

The Powerex air drying system shall be tank mounted with compressor, and shall provide air at a 35-38°F pressure dew point. The refrigerated compressed air dryer is non-cycling, direct expansion, using R-134a refrigerant. A constant pressure expansion valve is provided to maintain a 38°F evaporator temperature. The dryer is self-regulating for large load swings, and includes a 3 micron filter/separator with automatic condensate drain. Refrigerated dryers are to be powered from a separate supply, not through the compressor controls. Option also includes a .01 micron after filter, a pressure regulator and an installed automatic solenoid timer drain.

### Available Options

- Motor options
  - TEFC
- Air Receiver options
  - 30, 60, 80, 120 gal. (unit specific)
  - Electric drain
  - No loss drain
  - FDA approved tank lining
- Control Panel options
  - NEMA 4/12
  - High temperature
- Inlet filter options
  - Threaded for remote inlet
- Refrigerant air dryer
- Motor slide base (per motor)
- 50 Hz operation
- High Pressure (145 psig operation)

Dimensions				
Model	Dim. A	Dim. B	Dim. C	Outlet
STD0754	36"	78"	46"	1"
STD0755	50"	82"	54"	1"
STD0756	50"	94"	56"	1"
STD10B4	36"	78"	46"	1"
STD10B5	50"	82"	54"	1"
STD10B6	50"	94"	56"	1"



Tankmount Scroll Air Compressors											
Model	Total System HP	Pump HP <sup>1</sup>	SCFM @ 100 PSIG	Maximum Pressure (PSIG)	Tank Size (gal)	BTU/Hr	dB(A) Level	System F.L.A.			System Weight (lbs)
								208V	230V	460V	
STD0754	15	7.5 (2)	46.2	116	120	38,166	77	40.4	36.6	19.3	1,100
STD0755	15	7.5 (2)	46.2	116	200	38,166	77	40.4	36.6	19.3	1,350
STD0756	15	7.5 (2)	46.2	116	240	38,166	77	40.4	36.6	19.3	1,650
STD10B4	20	10 (2)	62.4	116	120	50,888	79	55	50	26	1,150
STD10B5	20	10 (2)	62.4	116	200	50,888	79	55	50	26	1,400
STD10B6	20	10 (2)	62.4	116	240	50,888	79	55	50	26	1,700

**Notes:**

1 – Actual BHP is less than rated name plate. Contact Powerex for BHP rating.

2 – 3 Year Limited Warranty