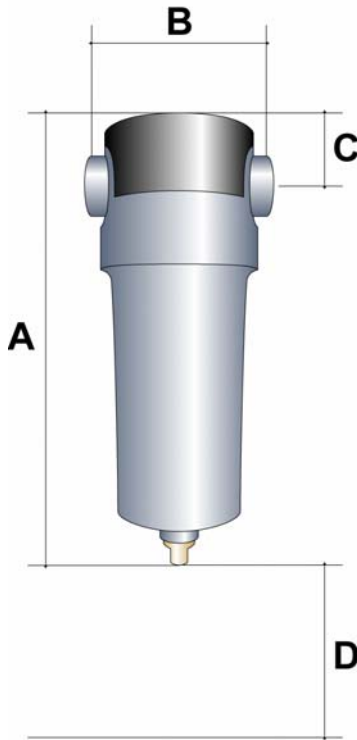




P Series Particulate Filters



Oasis P Series Filter		
Element Class	P	
Type	Particulate	
Filtration Grade	5	micron
Max oil content	N/A	
Pressure Drop Dry	0.72	psid
Pressure Drop Wet	1.16	psid
Pressure Drop Max	10	psid
Max working pressure	232	psig
Max working temperature	212	degrees F
ISO	8573-1	

The Oasis P series filter is designed to remove solid particles down to 5 micron. The element is compatible with liquids, emulsions and oil particles. The element is suitable for use as a pre-filter (pre coalescing), stand alone filter in oil free systems and as a post filter for desiccant style air dryers. The filter element is oil & water tight.

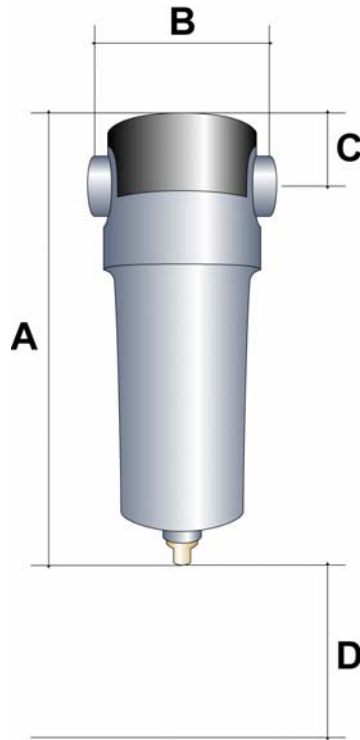
Technical Specifications

Housing Model	Capacity SCFM	Air in/out NPT Inches	Dimensions inches				Max. WP psi	Weight lbs
			A	B	C	D		
18	18	3/8	8.66	3.54	0.98	2.36	232	1.32
35	35	1/2	8.66	3.54	0.98	3.15	232	1.32
64	64	3/4	11.02	3.54	0.98	3.94	232	1.54
106	106	3/4	11.02	3.54	0.98	3.94	232	1.59
120	120	1	12	4.72	1.46	4.72	232	2.43
177	177	1	12	4.72	1.46	4.72	232	2.54
254	254	1 1/2	15.16	4.72	1.46	4.72	232	2.98
336	336	1 1/2	15.16	4.72	1.46	4.72	232	3.09
441	441	2	19.68	6.5	2.13	5.9	232	7.93
583	583	2	19.68	6.5	2.13	5.9	232	8.16
671	671	2 1/2	26.57	6.5	2.13	5.9	232	10.36
777	777	2 1/2	26.57	6.5	2.13	5.9	232	10.58
989	989	3	27.95	7.87	2.56	7.87	232	13.12
1236	1236	3	34.05	7.87	2.56	7.87	232	15.2
1589	1589	3	38.78	7.87	2.56	7.87	232	16.76

Correction Factors for different working pressures								
PSI	29	43	57	71	85	100	114	128
FACTOR	0.36	0.5	0.63	0.75	0.88	1	1.25	1.38
PSI	142	156	171	199	213	228		
FACTOR	1.5	1.63	1.75	1.88	2	2.13		



C Series Coalescing Filters



Oasis C Series Filter		
Element Class	C	
Type	Coalescing	
Filtration Grade	1	micron
Max oil content	.1 mg/m ³	
Pressure Drop Dry	1.45	psid
Pressure Drop Wet	2.32	psid
Pressure Drop Max	10	psid
Max working pressure	232	psig
Max working temperature	212	degrees F
ISO	8573-1	

The Oasis C series filter is designed to remove solid and oil particles down to 1 micron with a residual carryover of 1mg/m³. The element is designed to coalesce oil mist and intercept small particles. The element consists of inner and outer stainless steel cages; a pleated element and PVC outer cover designed for withstand 212°F temperatures and UV. The C filter can be installed as a stand alone filter or in series with the Oasis P particulate filter.

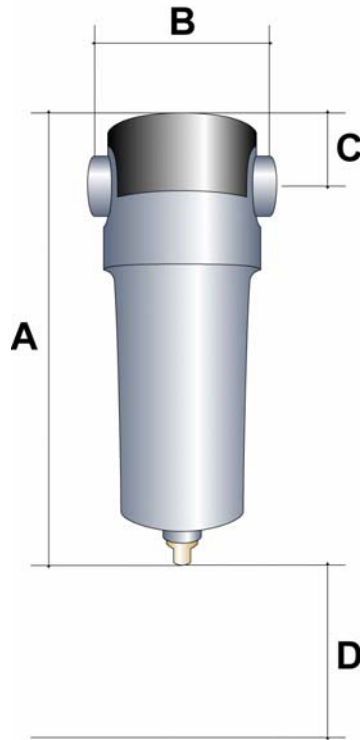
Technical Specifications

Housing Model	Capacity SCFM	Air in/out NPT Inches	Dimensions inches				Max. WP psi	Weight lbs
			A	B	C	D		
18	18	3/8	8.66	3.54	0.98	2.36	232	1.32
35	35	1/2	8.66	3.54	0.98	3.15	232	1.32
64	64	3/4	11.02	3.54	0.98	3.94	232	1.54
106	106	3/4	11.02	3.54	0.98	3.94	232	1.59
120	120	1	12	4.72	1.46	4.72	232	2.43
177	177	1	12	4.72	1.46	4.72	232	2.54
254	254	1 1/2	15.16	4.72	1.46	4.72	232	2.98
336	336	1 1/2	15.16	4.72	1.46	4.72	232	3.09
441	441	2	19.68	6.5	2.13	5.9	232	7.93
583	583	2	19.68	6.5	2.13	5.9	232	8.16
671	671	2 1/2	26.57	6.5	2.13	5.9	232	10.36
777	777	2 1/2	26.57	6.5	2.13	5.9	232	10.58
989	989	3	27.95	7.87	2.56	7.87	232	13.12
1236	1236	3	34.05	7.87	2.56	7.87	232	15.2
1589	1589	3	38.78	7.87	2.56	7.87	232	16.76

Correction Factors for different working pressures								
PSI	29	43	57	71	85	100	114	128
FACTOR	0.36	0.5	0.63	0.75	0.88	1	1.25	1.38
PSI	142	156	171	199	213	228		
FACTOR	1.5	1.63	1.75	1.88	2	2.13		



CHE Series Coalescing Filters



Oasis CHE Series Filter		
Element Class	CHE	
Type	Coalescing	
Filtration Grade	.1	micron
Max oil content	.01 mg/m ³	
Pressure Drop Dry	1.45	psid
Pressure Drop Wet	2.61	psid
Pressure Drop Max	10	psid
Max working pressure	232	psig
Max working temperature	212	degrees F
ISO	8573-1	

The Oasis CHE series filter is designed to remove solid and oil particles down to 1 micron with a residual carryover of 1mg/m³. The element is designed to coalesce oil mist and intercept small particles. The element consists of inner and outer stainless steel cages; a pleated element and PVC outer cover designed for withstand 212°F temperatures and UV. The CHE filter can be installed in series with a P type particulate filter and or a C type coalescing filter.

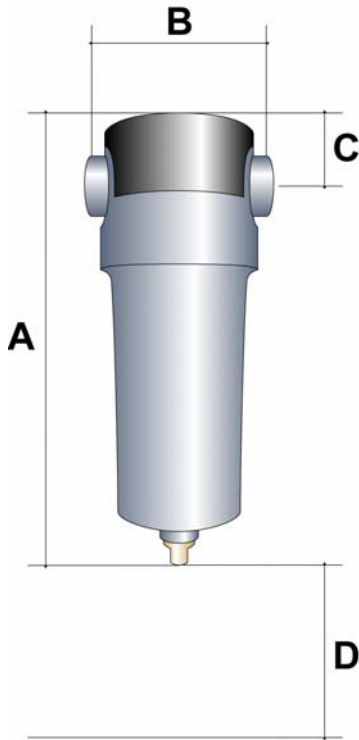
Technical Specifications

Housing Model	Capacity SCFM	Air in/out NPT Inches	Dimensions inches				Max. WP psi	Weight lbs
			A	B	C	D		
18	18	3/8	8.66	3.54	0.98	2.36	232	1.32
35	35	1/2	8.66	3.54	0.98	3.15	232	1.32
64	64	3/4	11.02	3.54	0.98	3.94	232	1.54
106	106	3/4	11.02	3.54	0.98	3.94	232	1.59
120	120	1	12	4.72	1.46	4.72	232	2.43
177	177	1	12	4.72	1.46	4.72	232	2.54
254	254	1 1/2	15.16	4.72	1.46	4.72	232	2.98
336	336	1 1/2	15.16	4.72	1.46	4.72	232	3.09
441	441	2	19.68	6.5	2.13	5.9	232	7.93
583	583	2	19.68	6.5	2.13	5.9	232	8.16
671	671	2 1/2	26.57	6.5	2.13	5.9	232	10.36
777	777	2 1/2	26.57	6.5	2.13	5.9	232	10.58
989	989	3	27.95	7.87	2.56	7.87	232	13.12
1236	1236	3	34.05	7.87	2.56	7.87	232	15.2
1589	1589	3	38.78	7.87	2.56	7.87	232	16.76

Correction Factors for different working pressures								
PSI	29	43	57	71	85	100	114	128
FACTOR	0.36	0.5	0.63	0.75	0.88	1	1.25	1.38
PSI	142	156	171	199	213	228		
FACTOR	1.5	1.63	1.75	1.88	2	2.13		



AC Series Activated Carbon Filters



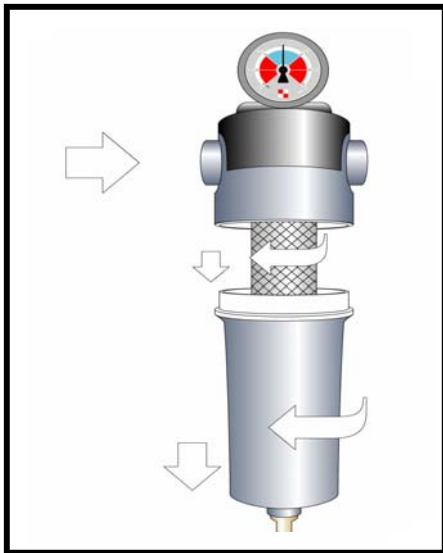
Oasis AC Series Filter	
Element Class	AC
Type	Absorption
Filtration Grade	N/A
Max oil content	.008mg/m ³
Pressure Drop Dry	1.16 psid
Pressure Drop Wet	1.74 psid
Pressure Drop Max	10 psid
Max working pressure	232 psig
Max working temperature	140 degrees F
ISO	8573-1

The Oasis AC series filter is designed to remove oil vapor and odors. The activated carbon media will absorb residual vapors by causing them to adhere to the activated carbon grain molecules. The residual oil content is reduced to .008 mg/mg³ or less. The AC filters are installed post coalescing filter such as the C or CH. They are equipped with a manual type drain. The element is comprised of a thick carbon layer covered by a fiber coating. The media is supported by stainless steel mesh screens.

Technical Specifications

Housing Model	Capacity SCFM	Air in/out NPT Inches	Dimensions inches				Max. WP psi	Weight lbs
			A	B	C	D		
18	18	3/8	8.66	3.54	0.98	2.36	232	1.32
36	36	1/2	8.66	3.54	0.98	3.15	232	1.32
64	64	3/4	11.02	3.54	0.98	3.94	232	1.54
105	105	3/4	11.02	3.54	0.98	3.94	232	1.59
120	120	1	12	4.72	1.46	4.72	232	2.43
180	180	1	12	4.72	1.46	4.72	232	2.54
250	250	1 1/2	15.16	4.72	1.46	4.72	232	2.98
340	340	1 1/2	15.16	4.72	1.46	4.72	232	3.09
440	440	2	19.68	6.5	2.13	5.9	232	7.93
580	580	2	19.68	6.5	2.13	5.9	232	8.16
671	671	2 1/2	26.57	6.5	2.13	5.9	232	10.36
780	780	2 1/2	26.57	6.5	2.13	5.9	232	10.58
990	990	3	27.95	7.87	2.56	7.87	232	13.12
1235	1235	3	34.05	7.87	2.56	7.87	232	15.2
1555	1555	3	38.78	7.87	2.56	7.87	232	16.76

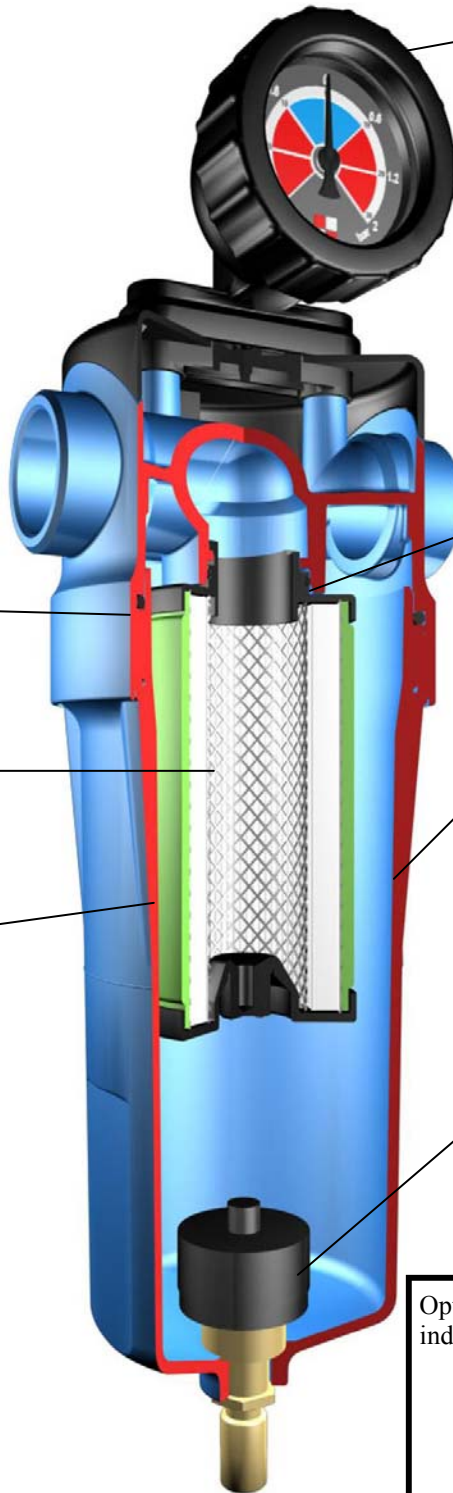
Capacity correction factors for different working pressures								
PSI	29	43	57	71	85	100	114	128
FACTOR	0.36	0.5	0.63	0.75	0.88	1	1.25	1.38
PSI	142	156	171	199	213	228		
FACTOR	1.5	1.63	1.75	1.88	2	2.13		



Safety whistle system indicates the presence of air pressure when the housing is opened.

Pleated type filter media offers higher filtration area & extremely low pressure drop & longer element life.

PVC sleeve is color coded to identify the element filtration grade.



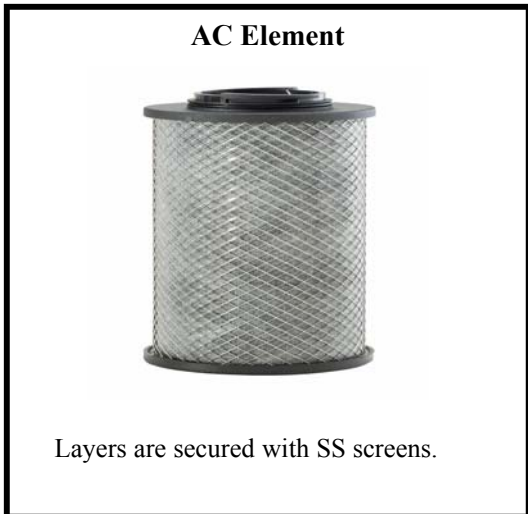
Differential pressure gauge, can be installed facing either direction (DG-2, Optional)

Filter element installation is made easy by a bayonet click on mount. No tie rod is required.

Housing is manufactured from a high pressure casting mold to reduce porosity & reduce frictional losses. Interior & exterior surfaces are treated to prevent corrosion.

Reliable float type condensate drain is standard on all housing. (except the AC series)

Optional color change filter maintenance indicator (DG-1)



AC Element

Layers are secured with SS screens.

